

SASSO 100 square adjustable

trimless

048-2730111W 048-2797117 002-90766



Project / Type

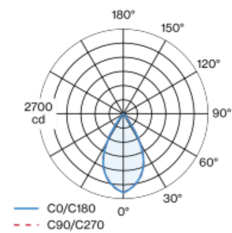
Notes

Count / Date



Recessed square spotlight in die-cast aluminium; 1 lamp; surface jet black; 30° tiltable; installation without tools in mounting set due to patented ball catch system; square installation housing; for trimless installation in plasterboard ceilings; suitable for ceiling thickness of 12.5/15/25 mm; passive cooling of the LEDs through improved heat sink geometry; with COB (Chip on Board) technology for maximum efficiency; no appearance of multiple shadows; light colour 4000 K; binning initial MacAdam ≤ 2 SDCM; CRI ≥ 90 ; min. 80% of luminous flux after 50000 operating hours; energy efficient LEDs with high CRI; incl. high quality lens system; precise radiation characteristic with 56° beam; UGR ≤ 19 ; VDU compatible workplace luminaire according to DIN EN 12464-1; luminance above 65° ≤ 1500 cd/m²; degree of protection from below IP40 (from above IP20); PC2; 220-240 V; incl. converter, non dimmable; through wiring connection box, 3-pole or 5-pole, available as an accessory; accessories are listed separately; light source replaceable by an authorized professional; control gear replaceable by an authorized professional;

Light distribution



Product drawing



General

Ceiling | Recessed

tilt max 30°

jet black | RAL 9005

Mounting set traffic white

front IP40 | back IP20

1840 lm

fixture 121 lm/W ¹

LED

4000 K

CRI ≥ 90

L80 / 50000 h

initial MacAdam ≤ 2 SDCM

R_g: 98 | R_r: 90 | R_{t[1-15]}: 88

MR 0.8 | MDER 0.72

Optical

wide flood | beam angle 56°

UGR ≤ 19 | $\geq 65^\circ$ < 1500 cd/m²

PstLM ≤ 1.0 ² | SVM ≤ 0.4 ²

Electrical

non DIM

PC2 | 220-240 V

system 17.9 W | fixture 15.2 W

36 Vf | 450 mA

Physical

trimless

length 105 mm | width 105 mm | height 95 mm

1.37 kg

Cutout

length 106 mm | width 106 mm

min. ceiling thickness 12.5 mm | max. ceiling thickness 25 mm

recessed depth 100 mm

¹ incl. consideration of optical losses & internal control unit losses
² Value of containing product at full load (undimmed)

Installation instructions



Lighting calculator



SASSO 100 square adjustable

trimless

048-2730111W 048-2797117 002-90766



Project / Type

Notes

Count / Date

Maintenance Factors

| Operating Time [h] | 10 000 | 20 000 | 30 000 | 40 000 | 50 000 |
|--------------------|------------------------------|--------|-------------------|---------------------------------|--------|
| LLMF | 0.964 | 0.923 | 0.884 | 0.847 | 0.811 |
| LSF | 1 | 1 | 1 | 1 | 1 |
| MF | LMF × RSMF × LLMF × LSF | | RSMF ^a | Room Surface Maintenance Factor | |
| MF | Maintenance Factor | | LLMF | Lamp Lumens Maintenance Factor | |
| LMF ^a | Luminaire Maintenance Factor | | LSF | Lamp Survival Factor | |

^a According to "CIE 97, Maintenance of indoor electric lighting systems", 2005, ISBN 3-900-734-34-8. The values must be determined by the planner.

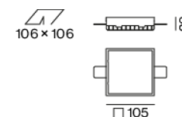
Circuit Breaker Types

| Automatic Circuit Breaker Type | Number of Fixtures |
|--------------------------------|--------------------|
| B10 | 22 |
| B16 | 36 |
| C10 | 37 |
| C16 | 60 |

Components

MOUNTING SET trimless

| TYPE | COLOUR | L-W-H (MM) | ARTICLE NUMBER(S) |
|---|---------------|------------|-------------------|
| for plasterboard ceilings 12.5/15/25 mm | traffic white | 105-105-29 | 048-2797117 |



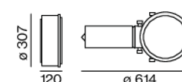
POWER SUPPLY

| L-W-H (MM) | ARTICLE NUMBER(S) |
|------------|-------------------|
| 143-43-30 | 002-90766 |

Mounting accessories

PRIMED CONCRETE MOUNTING HOUSING

| L-W-H (MM) | ARTICLE NUMBER(S) |
|-------------|-------------------|
| 614-307-120 | 048-2695110 |



Optional electrical accessories

DIN RAIL POWER SUPPLY

| L-W-H (MM) | ARTICLE NUMBER(S) |
|------------|-------------------|
| 72-90-63 | 005-6520210 |



DIN RAIL LED DRIVER

| L-W-H (MM) | ARTICLE NUMBER(S) |
|------------|-------------------|
| 36-88-59 | 005-6121030 |



[048-2730111W 048-2797117 002-90766] The technical data represent rated values for an ambient temperature of 25°C. The data values for the luminous flux are initially subject to a tolerance of +/- 10%, those for the electrical connected load are initially subject to a tolerance of +/- 10%, and those for the colour temperature are initially subject to a tolerance of +/- 150 K. No liability is assumed for typographical or printing errors. The general terms and conditions of XAL GmbH apply.
© XAL GmbH · Auer-Welsbach-Gasse 36 · 8055 Graz · Austria · www.xal.com

07.08.2025

SASSO 100 square adjustable

trimless

048-2730111W 048-2797117 002-90766



Project / Type

Notes

Count / Date

Optional electrical accessories

POWER SUPPLY PRE-WIRED with junction box

| ARTICLE NUMBER(S) |
|-------------------|
| 002-90767A |
| 002-90789A |
| 002-90776A |
| 002-90766A |
| 002-90780A |
| 002-90774A |



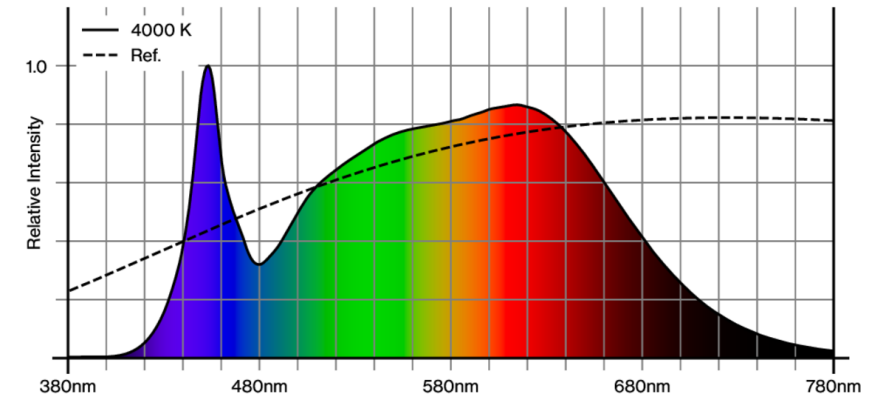
Electrical accessories

THROUGH WIRING CONNECTION BOX

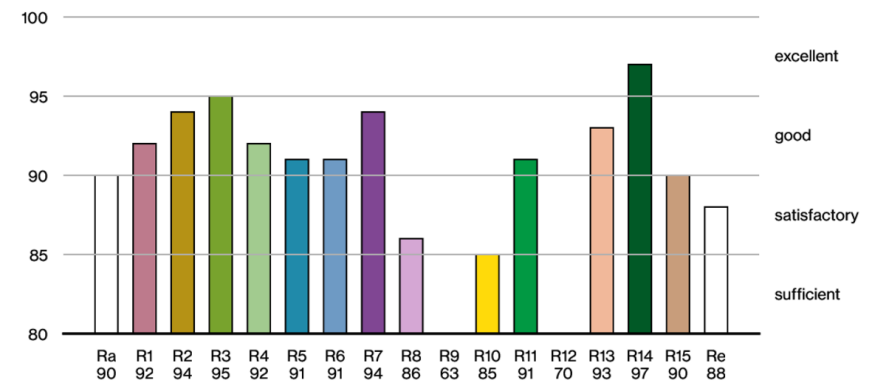
| TYPE | L-W-H (MM) | ARTICLE NUMBER(S) |
|---------------------------|------------|-------------------|
| non DIM cable ø 4 – 12 mm | 105-58-30 | 005-253110 |
| DALI cable ø 4 – 12 mm | 105-58-30 | 005-255110 |



Colour rendering



CRI/R_a ≥ 91 R_e ≥ 88 (4000 K)



SASSO 100 square adjustable

trimless

048-2730111W 048-2797117 002-90766



Project / Type

Notes

Count / Date

TM30 colour vector graphic



The black line represents the black body reference. The red line indicates the results of the test light source. The deviation from the test light source to the reference is shown and is marked by arrows. The shorter the arrows, the higher the color rendering.

