

# SASSO 100 square adjustable

trim 2 lamps

048-2730211W 048-279931G 002-90766



Project / Type

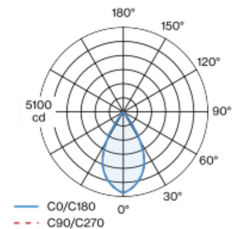
Notes

Count / Date

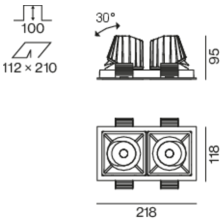


Recessed square spotlight in die-cast aluminium; 2 lamps; surface jet black; 30° tiltable; installation without tools in mounting set due to patented ball catch system; rectangular installation housing; with trim white aluminium; suitable for ceiling thickness of 2-25 mm; passive cooling of the LEDs through improved heat sink geometry; with COB (Chip on Board) technology for maximum efficiency; no appearance of multiple shadows; light colour 3500 K; binning initial MacAdam  $\leq 2$  SDCM; CRI  $\geq 90$ ; min. 80% of luminous flux after 50000 operating hours; energy efficient LEDs with high CRI; incl. high quality lens system; precise radiation characteristic with 56° beam; UGR  $\leq 19$ ; VDU compatible workplace luminaire according to DIN EN 12464-1; luminance above 65°  $\leq 1500$  cd/m<sup>2</sup>; degree of protection from below IP40 (from above IP20); PC2; 220-240 V; incl. converter, non dimmable; through wiring connection box, 3-pole or 5-pole, available as an accessory; accessories are listed separately; light source replaceable by an authorized professional; control gear replaceable by an authorized professional;

## Light distribution



## Product drawing



## General

Ceiling | Recessed

tilt max 30°

jet black | RAL 9005 <sup>1</sup>

Mounting set white aluminium

front IP40 | back IP20

3600 lm

fixture 118 lm/W <sup>2</sup>

## LED

3500 K

CRI  $\geq 90$

L80 / 50000 h

initial MacAdam  $\leq 2$  SDCM

R<sub>g</sub>: 99 | R<sub>r</sub>: 90 | R<sub>t(1-15)</sub>: 89

MR 0.7 | MDER 0.64

## Optical

wide flood | beam angle 56°

UGR  $\leq 19$  |  $\geq 65^\circ$   $< 1500$  cd/m<sup>2</sup>

PstLM  $\leq 1.0$  <sup>3</sup> | SVM  $\leq 0.4$  <sup>3</sup>

## Electrical

non DIM

PC2 | 220-240 V

system 35 W | fixture 15.2 W

total fixtures 30 W

36 Vf | 450 mA

## Physical

trim

length 218 mm | width 118 mm | height 95 mm

1.41 kg

## Cutout

length 210 mm | width 112 mm

min. ceiling thickness 2 mm | max. ceiling thickness 25 mm

recessed depth 100 mm

<sup>1</sup> RAL code  
<sup>2</sup> incl. consideration of optical losses & internal control unit losses  
<sup>3</sup> Value of containing product at full load (undimmed)

## Installation instructions



## Lighting calculator



# SASSO 100 square adjustable

trim 2 lamps

048-2730211W 048-279931G 002-90766



Project / Type

Notes

Count / Date

### Maintenance Factors

| Operating Time [h] | 10 000                       | 20 000 | 30 000            | 40 000                          | 50 000 |
|--------------------|------------------------------|--------|-------------------|---------------------------------|--------|
| LLMF               | 0.964                        | 0.923  | 0.884             | 0.847                           | 0.811  |
| LSF                | 1                            | 1      | 1                 | 1                               | 1      |
| MF                 | LMF × RSMF × LLMF × LSF      |        | RSMF <sup>a</sup> | Room Surface Maintenance Factor |        |
| MF                 | Maintenance Factor           |        | LLMF              | Lamp Lumens Maintenance Factor  |        |
| LMF <sup>a</sup>   | Luminaire Maintenance Factor |        | LSF               | Lamp Survival Factor            |        |

<sup>a</sup> According to "CIE 97, Maintenance of indoor electric lighting systems", 2005, ISBN 3-900-734-34-8. The values must be determined by the planner.

### Circuit Breaker Types

| Automatic Circuit Breaker Type | Number of Fixtures |
|--------------------------------|--------------------|
| B10                            | 22                 |
| B16                            | 36                 |
| C10                            | 37                 |
| C16                            | 60                 |

### Components

#### MOUNTING SET with trim 2 lamps

| TYPE                      | COLOUR          | L-W-H (MM) | ARTICLE NUMBER(S) |
|---------------------------|-----------------|------------|-------------------|
| for intermediate ceilings | white aluminium | 218-118-35 | 048-279931G       |



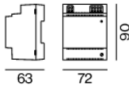
#### POWER SUPPLY

| L-W-H (MM) | ARTICLE NUMBER(S) |
|------------|-------------------|
| 143-43-30  | 002-90766         |

### Optional electrical accessories

#### DIN RAIL POWER SUPPLY

| L-W-H (MM) | ARTICLE NUMBER(S) |
|------------|-------------------|
| 72-90-63   | 005-6520210       |



#### DIN RAIL LED DRIVER

| TYPE                         | L-W-H (MM) | ARTICLE NUMBER(S) |
|------------------------------|------------|-------------------|
| 2×42W   48V DC   UOUT 10–40V | 36-88-59   | 005-6121030       |



### Optional electrical accessories

#### POWER SUPPLY PREWIRED

| TYPE              | ARTICLE NUMBER(S) |
|-------------------|-------------------|
| with junktion box | 002-90767A        |
| with junktion box | 002-90789A        |
| with junktion box | 002-90776A        |
| with junktion box | 002-90766A        |
| with junktion box | 002-90780A        |
| with junktion box | 002-90774A        |



# SASSO 100 square adjustable

trim 2 lamps

048-2730211W 048-279931G 002-90766



Project / Type

Notes

Count / Date

## Electrical accessories

### THROUGH WIRING CONNECTION BOX

| TYPE                                     | L-W-H (MM) | ARTICLE NUMBER(S) |
|--|------------|-------------------|
| non DIM cable ø 4 – 12 mm, Linect®-Ready | 105-58-30  | 005-2531110       |
| DALI cable ø 4 – 12 mm, Linect®-Ready    | 105-58-30  | 005-2551110       |

