

SASSO 100 square adjustable

trim

048-2730214M 048-279731G 002-90766



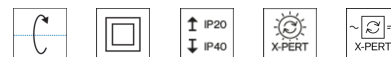
Project / Type

Notes

Count / Date



Recessed square spotlight in die-cast aluminium; 1 lamp; surface matt silver; 30° tiltable; installation without tools in mounting set due to patented ball catch system; square installation housing; with trim white aluminium; suitable for ceiling thickness of 2-25 mm; passive cooling of the LEDs through improved heat sink geometry; with COB (Chip on Board) technology for maximum efficiency; no appearance of multiple shadows; light colour 3500 K; binning initial MacAdam ≤ 2 SDCM; CRI ≥ 90 ; min. 80% of luminous flux after 50000 operating hours; energy efficient LEDs with high CRI; incl. high quality lens system; precise radiation characteristic with 31°x33° beam; UGR ≤ 16 ; VDU compatible workplace luminaire according to DIN EN 12464-1; luminance above 65° ≤ 3000 cd/m²; degree of protection from below IP40 (from above IP20); PC2; 220-240 V; incl. converter, non dimmable; through wiring connection box, 3-pole or 5-pole, available as an accessory; accessories are listed separately; light source replaceable by an authorized professional; control gear replaceable by an authorized professional;



General

Ceiling , Recessed

tilt max 30°

matt silver

Mounting set white aluminium

front IP40 , back IP20

1550 lm

fixture 102 lm/W¹

LED

3500 K

CRI ≥ 90

L80 / 50000 h

initial MacAdam ≤ 2 SDCM

R_g: 99 , R_r: 90 , R_{t(1-5)}: 89

MR 0.7

MDER 0.64

Optical

medium

beam angle 31°x33°

UGR ≤ 16 , $\geq 65^\circ$ <3000 cd/m²

PstLM ≤ 1.0 ²

SVM ≤ 0.4 ²

Electrical

non DIM

220-240 V

system 17.9 W

fixture 15.2 W

36 Vf

450 mA

PC2

Physical

trim

length 118 mm

width 118 mm

height 95 mm

1.4 kg

Cutout

length 112 mm

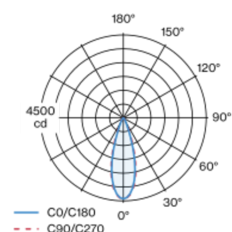
width 112 mm

min. ceiling thickness 2 mm

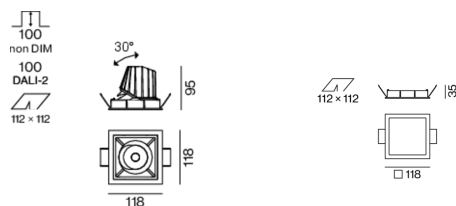
max. ceiling thickness 25 mm

recessed depth 100 mm

Light distribution



Product drawing



SASSO 100 square adjustable

trim

048-2730214M 048-279731G 002-90766



Project / Type

Notes

Count / Date

Installation instructions



Lighting calculator



SASSO 100 square adjustable

trim

048-2730214M 048-279731G 002-90766



Project / Type

Notes

Count / Date

Maintenance Factors

| Operating Time [h] | 10 000 | 20 000 | 30 000 | 40 000 | 50 000 |
|--------------------|------------------------------|--------|-------------------|---------------------------------|--------|
| LLMF | 0.964 | 0.923 | 0.884 | 0.847 | 0.811 |
| LSF | 1 | 1 | 1 | 1 | 1 |
| MF | LMF × RSMF × LLMF × LSF | | RSMF ^a | Room Surface Maintenance Factor | |
| MF | Maintenance Factor | | LLMF | Lamp Lumens Maintenance Factor | |
| LMF ^a | Luminaire Maintenance Factor | | LSF | Lamp Survival Factor | |

^a According to "CIE 97, Maintenance of indoor electric lighting systems", 2005, ISBN 3-900-734-34-8. The values must be determined by the planner.

Circuit Breaker Types

| Automatic Circuit Breaker Type | Number of Fixtures |
|--------------------------------|--------------------|
| B10 | 22 |
| B16 | 36 |
| C10 | 37 |
| C16 | 60 |

Components

MOUNTING SET with trim

| TYPE | COLOUR | L-W-H (MM) | ARTICLE NUMBER(S) |
|---------------------------|-----------------|------------|-------------------|
| for intermediate ceilings | white aluminium | 118-118-35 | 048-279731G |



CONVERTER

| TYPE | ARTICLE NUMBER(S) |
|------|-------------------|
| 21 W | 002-90766 |

Mounting accessories

PRIMED CONCRETE MOUNTING HOUSING

| COLOUR | L-W-H (MM) | ARTICLE NUMBER(S) |
|-----------------|-------------|-------------------|
| white aluminium | 614-307-120 | 048-2695110 |



Optional electrical accessories

DIN RAIL POWER SUPPLY

| TYPE | L-W-H (MM) | ARTICLE NUMBER(S) |
|-------|------------|-------------------|
| 160 W | 72-90-63 | 005-6520210 |



DIN RAIL LED DRIVER

| TYPE | L-W-H (MM) | ARTICLE NUMBER(S) |
|--------------------------------|------------|-------------------|
| DALI-2 200-1050 mA 2 x 42W | 36-88-59 | 005-6121030 |



SASSO 100 square adjustable

trim

048-2730214M 048-279731G 002-90766



Project / Type

Notes

Count / Date

Optional electrical accessories

POWER SUPPLY PREWIRED

| TYPE | ARTICLE NUMBER(S) |
|-----------------------------|-------------------|
| with junktion box DALI-2 | 002-90767A |
| with junktion box DALI-2 | 002-90789A |
| with junktion box DALI-2 | 002-90776A |
| with junktion box non DIM | 002-90766A |
| with junktion box non DIM | 002-90780A |
| with junktion box non DIM | 002-90774A |

Electrical accessories

THROUGH WIRING CONNECTION BOX

| TYPE | L·W·H (MM) | ARTICLE NUMBER(S) |
|--|------------|-------------------|
| non DIM cable ø 4 – 12 mm, Linect®-Ready | 105-58-30 | 005-2531110 |
| DALI cable ø 4 – 12 mm, Linect®-Ready | 105-58-30 | 005-2551110 |

