

# SASSO 100 square adjustable

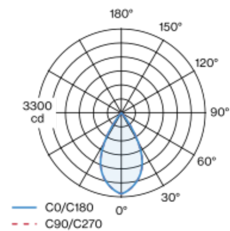
trim

048-2730911W 048-2797317 002-90780

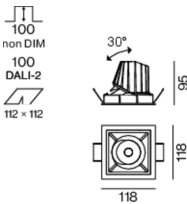


Recessed square spotlight in die-cast aluminium; 1 lamp; surface jet black; 30° tiltable; installation without tools in mounting set due to patented ball catch system; square installation housing; with trim traffic white; suitable for ceiling thickness of 2-25 mm; passive cooling of the LEDs through improved heat sink geometry; with COB (Chip on Board) technology for maximum efficiency; no appearance of multiple shadows; light colour 2700 K; binning initial MacAdam  $\leq 2$  SDCM; CRI  $\geq 90$ ; min. 80% of luminous flux after 50000 operating hours; energy efficient LEDs with high CRI; incl. high quality lens system; precise radiation characteristic with 56° beam; UGR  $\leq 19$ ; VDU compatible workplace luminaire according to DIN EN 12464-1; luminance above 65°  $\leq 1500$  cd/m<sup>2</sup>; degree of protection from below IP40 (from above IP20); PC2; 220-240 V; incl. converter, non dimmable; through wiring connection box, 3-pole or 5-pole, available as an accessory; accessories are listed separately; light source replaceable by an authorized professional; control gear replaceable by an authorized professional;

## Light distribution



## Product drawing



|                |  |
|----------------|--|
| Project / Type |  |
| Notes          |  |
| Count / Date   |  |



## General

|                                   |
|-----------------------------------|
| Ceiling   Recessed                |
| tilt max 30°                      |
| jet black   RAL 9005 <sup>1</sup> |
| Mounting set traffic white        |
| front IP40   back IP20            |
| 2350 lm                           |
| fixture 104 lm/W <sup>2</sup>     |

## LED

|   |
|---|
| 2700 K  |
| CRI $\geq 90$   |
| L80 / 50000 h   |
| initial MacAdam $\leq 2$ SDCM                                       |
| R <sub>g</sub> : 97   R <sub>r</sub> : 91   R <sub>t(15)</sub> : 87 |
| MR 0.52   MDER 0.47   |

## Optical

|  |
|--|
| wide flood   beam angle 56°                              |
| UGR $\leq 19$   $\geq 65^\circ < 1500$ cd/m <sup>2</sup> |

## Electrical

|                                |
|--------------------------------|
| non DIM                        |
| PC2   220-240 V                |
| system 26.7 W   fixture 22.7 W |
| 36 Vf   650 mA                 |

## Physical

|   |
|---|
| trim  |
| length 118 mm   width 118 mm   height 95 mm |
| 0.5 kg                                      |

## Cutout

|  |
|--|
| length 112 mm   width 112 mm                               |
| min. ceiling thickness 2 mm   max. ceiling thickness 25 mm |
| recessed depth 100 mm                                      |

<sup>1</sup> RAL code  
<sup>2</sup> incl. consideration of optical losses & internal control unit losses

## Installation instructions



## Lighting calculator



# SASSO 100 square adjustable

trim

048-2730911W 048-2797317 002-90780



Project / Type

Notes

Count / Date

## Maintenance Factors

| Operating Time [h] | 10 000                       | 20 000 | 30 000  | 40 000 | 50 000 |
|--------------------|------------------------------|--------|---|--------|--------|
| LLMF               | 0.964                        | 0.923  | 0.884   | 0.847  | 0.811  |
| LSF                | 1                            | 1      | 1   | 1      | 1      |
| MF                 | LMF × RSMF × LLMF × LSF      |        | RSMF <sup>a</sup> Room Surface Maintenance Factor |        |        |
| MF                 | Maintenance Factor           |        | LLMF Lamp Lumens Maintenance Factor               |        |        |
| LMF <sup>a</sup>   | Luminaire Maintenance Factor |        | LSF Lamp Survival Factor                          |        |        |

<sup>a</sup> According to "CIE 97, Maintenance of indoor electric lighting systems", 2005, ISBN 3-900-734-34-8. The values must be determined by the planner.

## Circuit Breaker Types

| Automatic Circuit Breaker Type | Number of Fixtures |
|--------------------------------|--------------------|
| B10                            | 33                 |
| B16                            | 53                 |
| B20                            | 67                 |
| B25                            | 83                 |
| C10                            | 40                 |
| C16                            | 64                 |
| C20                            | 80                 |
| C25                            | 100                |

## Components

### MOUNTING SET with trim

|                           |               |            |                   |
|---------------------------|---------------|------------|-------------------|
| TYPE                      | COLOUR        | L-W-H (MM) | ARTICLE NUMBER(S) |
| for intermediate ceilings | traffic white | 118-118-35 | 048-2797317       |



### POWER SUPPLY

|            |                   |
|------------|-------------------|
| L-W-H (MM) | ARTICLE NUMBER(S) |
| 143-43-30  | 002-90780         |



## Mounting accessories

### PRIMED CONCRETE MOUNTING HOUSING

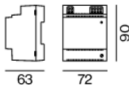
|                 |             |                   |
|-----------------|-------------|-------------------|
| COLOUR          | L-W-H (MM)  | ARTICLE NUMBER(S) |
| white aluminium | 614-307-120 | 048-2695110       |



## Optional electrical accessories

### DIN RAIL POWER SUPPLY

|            |                   |
|------------|-------------------|
| L-W-H (MM) | ARTICLE NUMBER(S) |
| 72-90-63   | 005-6520210       |



### DIN RAIL LED DRIVER

|                                 |            |                   |
|---------------------------------|------------|-------------------|
| TYPE                            | L-W-H (MM) | ARTICLE NUMBER(S) |
| 2 × 42W   48V DC   UOUT 10–40 V | 36-88-59   | 005-6121030       |



# SASSO 100 square adjustable

trim

048-2730911W 048-2797317 002-90780



Project / Type

Notes

Count / Date

## Optional electrical accessories

### POWER SUPPLY PREWIRED

| TYPE              | ARTICLE NUMBER(S) |
|-------------------|-------------------|
| with junktion box | 002-90767A        |
| with junktion box | 002-90789A        |
| with junktion box | 002-90776A        |
| with junktion box | 002-90766A        |
| with junktion box | 002-90780A        |
| with junktion box | 002-90774A        |



## Electrical accessories

### THROUGH WIRING CONNECTION BOX

| TYPE                                     | L·W·H (MM) | ARTICLE NUMBER(S) |
|--|------------|-------------------|
| non DIM cable ø 4 – 12 mm, Linect®-Ready | 105-58-30  | 005-2531110       |
| DALI cable ø 4 – 12 mm, Linect®-Ready    | 105-58-30  | 005-2551110       |

