

SASSO 100 square wallwasher

trimless

048-2750217A 048-2797117 002-90766



Project / Type

Notes

Count / Date



General

Ceiling , Recessed
white , RAL 9016 ¹
Mounting set traffic white
IP20
1760 lm
fixture 111 lm/W²

LED

3500 K
CRI ≥ 90
L85 / 50000 h
initial MacAdam ≤ 3 SDCM
R_g: 96 , R_f: 90 , R_{1-15}: 91
MR 0.74
MDER 0.67

Optical

wallwasher
PstLM ≤ 1.0 ³
SVM ≤ 0.4 ³

Electrical

non DIM
220-240 V
system 18.6 W
fixture 15.8 W
36 Vf
450 mA
PC2

Physical

trimless
length 105 mm
width 105 mm
height 96 mm
1.57 kg

Cutout

length 106 mm
width 106 mm
min. ceiling thickness 2 mm
max. ceiling thickness 25 mm
recessed depth 120 mm

¹ RAL code


² incl. consideration of optical losses & internal control unit losses

³ Value of containing product at full load (undimmed)

Installation instructions

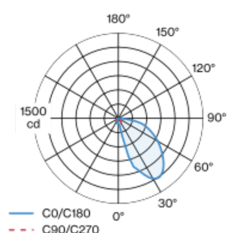


Lighting calculator

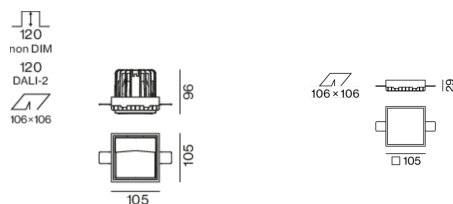


Recessed square spotlight in die-cast aluminium; 1 lamp; surface white; installation without tools in mounting set due to patented ball catch system; square installation housing; for trimless installation in plasterboard ceilings; suitable for ceiling thickness of 12.5/15/25 mm; passive cooling of the LEDs through improved heat sink geometry; no multiple shadows; light colour 3500 K; binning initial MacAdam ≤ 3 SDCM; CRI ≥ 90; min. 85% of luminous flux after 50000 operating hours; energy efficient LEDs with high CRI; with specially computed, asymmetrical reflector for homogeneous lighting intensity; high quality reflector with micro-faceted, aluminum-vaporised surface; PC2; 220-240 V; incl. converter, non dimmable; through wiring connection box, 3-pole or 5-pole, available as an accessory; accessories are listed separately; light source replaceable by an authorized professional; control gear replaceable by an authorized professional;

Light distribution



Product drawing



SASSO 100 square wallwasher

trimless

048-2750217A 048-2797117 002-90766



Project / Type

Notes

Count / Date

Maintenance Factors

Operating Time [h]	10 000	20 000	30 000	40 000	50 000
LLMF	0.982	0.954	0.926	0.899	0.873
LSF	1	1	1	1	1
MF	LMF × RSMF × LLMF × LSF		RSMF ^a	Room Surface Maintenance Factor	
MF	Maintenance Factor		LLMF	Lamp Lumens Maintenance Factor	
LMF ^a	Luminaire Maintenance Factor		LSF	Lamp Survival Factor	

^a According to "CIE 97, Maintenance of indoor electric lighting systems", 2005, ISBN 3-900-734-34-8. The values must be determined by the planner.

Circuit Breaker Types

Automatic Circuit Breaker Type	Number of Fixtures
B10	22
B16	36
C10	37
C16	60

Components

MOUNTING SET trimless

TYPE	COLOUR	L-W-H (MM)	ARTICLE NUMBER(S)
for plasterboard ceilings 12.5/15/25 mm	traffic white	105-105-29	048-2797117



CONVERTER

TYPE	ARTICLE NUMBER(S)
21 W	002-90766

Mounting accessories

PRIMED CONCRETE MOUNTING HOUSING

COLOUR	L-W-H (MM)	ARTICLE NUMBER(S)
white aluminium	614-307-120	048-2695110



Optional electrical accessories

DIN RAIL POWER SUPPLY

TYPE	L-W-H (MM)	ARTICLE NUMBER(S)
160 W	72-90-63	005-6520210



DIN RAIL LED DRIVER

TYPE	L-W-H (MM)	ARTICLE NUMBER(S)
DALI-2 200-1050 mA 2 x 42W	36-88-59	005-6121030



SASSO 100 square wallwasher

trimless

048-2750217A 048-2797117 002-90766



Project / Type

Notes

Count / Date

Optional electrical accessories

POWER SUPPLY PREWIRED

TYPE	ARTICLE NUMBER(S)
with junktion box DALI-2	002-90767A
with junktion box DALI-2	002-90789A
with junktion box DALI-2	002-90776A
with junktion box non DIM	002-90766A
with junktion box non DIM	002-90780A
with junktion box non DIM	002-90774A

Electrical accessories

THROUGH WIRING CONNECTION BOX

TYPE	L·W·H (MM)	ARTICLE NUMBER(S)
non DIM cable ø 4 – 12 mm, Linect®-Ready	105-58-30	005-2531110
DALI cable ø 4 – 12 mm, Linect®-Ready	105-58-30	005-2551110

