

# SASSO 100 square wallwasher/floor

trimless

048-2750217W 048-2797117 002-90766



Project / Type

Notes

Count / Date



## General

Ceiling , Recessed  
white , RAL 9016 <sup>1</sup>  
Mounting set traffic white  
IP20  
2040 lm  
fixture 140 lm/W<sup>2</sup>

## LED

3500 K  
CRI ≥ 90  
L80 / 50000 h  
initial MacAdam ≤ 2 SDCM  
R<sub>g</sub>: 99 , R<sub>f</sub>: 90 , R<sub>t(1-15)</sub>: 89  
MR 0.7  
MDER 0.64

## Optical

wallwasher floor  
PstLM ≤ 1.0 <sup>3</sup>  
SVM ≤ 0.4 <sup>3</sup>

## Electrical

non DIM  
220-240 V  
system 17.2 W  
fixture 14.6 W  
36 Vf  
450 mA  
PC2

## Physical

trimless  
length 105 mm  
width 105 mm  
height 96 mm  
1.57 kg

## Cutout

length 106 mm  
width 106 mm  
min. ceiling thickness 2 mm  
max. ceiling thickness 25 mm  
recessed depth 100 mm

<sup>1</sup> RAL code


<sup>2</sup> incl. consideration of optical losses & internal control unit losses

<sup>3</sup> Value of containing product at full load (undimmed)

## Installation instructions

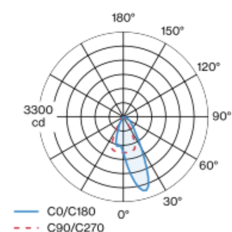


## Lighting calculator

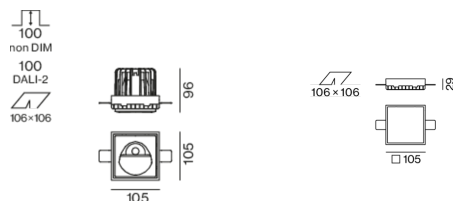


Recessed square spotlight in die-cast aluminium; 1 lamp; surface white; installation without tools in mounting set due to patented ball catch system; square installation housing; for trimless installation in plasterboard ceilings; suitable for ceiling thickness of 12.5/15/25 mm; passive cooling of the LEDs through improved heat sink geometry; with COB (Chip on Board) technology for maximum efficiency; no appearance of multiple shadows; light colour 3500 K; binning initial MacAdam ≤ 2 SDCM; CRI ≥ 90; min. 80% of luminous flux after 50000 operating hours; energy efficient LEDs with high CRI; with specially computed, asymmetrical reflector for homogeneous lighting intensity; high quality reflector with micro-faceted, aluminum-vaporised surface; PC2; 220-240 V; incl. converter, non dimmable; through wiring connection box, 3-pole or 5-pole, available as an accessory; accessories are listed separately; light source replaceable by an authorized professional; control gear replaceable by an authorized professional;

## Light distribution



## Product drawing



# SASSO 100 square wallwasher/floor

trimless

048-2750217W 048-2797117 002-90766



Project / Type

Notes

Count / Date

## Maintenance Factors

| Operating Time [h] | 10 000                       | 20 000 | 30 000            | 40 000                          | 50 000 |
|--------------------|------------------------------|--------|-------------------|---------------------------------|--------|
| LLMF               | 0.964                        | 0.923  | 0.884             | 0.847                           | 0.811  |
| LSF                | 1                            | 1      | 1                 | 1                               | 1      |
| MF                 | LMF × RSMF × LLMF × LSF      |        | RSMF <sup>a</sup> | Room Surface Maintenance Factor |        |
| MF                 | Maintenance Factor           |        | LLMF              | Lamp Lumens Maintenance Factor  |        |
| LMF <sup>a</sup>   | Luminaire Maintenance Factor |        | LSF               | Lamp Survival Factor            |        |

<sup>a</sup> According to "CIE 97, Maintenance of indoor electric lighting systems", 2005, ISBN 3-900-734-34-8. The values must be determined by the planner.

## Circuit Breaker Types

| Automatic Circuit Breaker Type | Number of Fixtures |
|--------------------------------|--------------------|
| B10                            | 31                 |
| B16                            | 49                 |
| C10                            | 51                 |
| C16                            | 83                 |

## Components

### MOUNTING SET trimless

| TYPE                                    | COLOUR        | L-W-H (MM) | ARTICLE NUMBER(S) |
|---|---------------|------------|-------------------|
| for plasterboard ceilings 12.5/15/25 mm | traffic white | 105-105-29 | 048-2797117       |



### CONVERTER

| TYPE | ARTICLE NUMBER(S) |
|------|-------------------|
| 21 W | 002-90766         |

## Mounting accessories

### PRIMED CONCRETE MOUNTING HOUSING

| COLOUR          | L-W-H (MM)  | ARTICLE NUMBER(S) |
|-----------------|-------------|-------------------|
| white aluminium | 614-307-120 | 048-2695110       |



## Optional electrical accessories

### DIN RAIL POWER SUPPLY

| TYPE  | L-W-H (MM) | ARTICLE NUMBER(S) |
|-------|------------|-------------------|
| 160 W | 72-90-63   | 005-6520210       |



### DIN RAIL LED DRIVER

| TYPE                           | L-W-H (MM) | ARTICLE NUMBER(S) |
|--------------------------------|------------|-------------------|
| DALI-2   200-1050 mA   2 x 42W | 36-88-59   | 005-6121030       |



# SASSO 100 square wallwasher/floor

trimless

048-2750217W 048-2797117 002-90766



Project / Type

Notes

Count / Date

## Optional electrical accessories

### POWER SUPPLY PREWIRED

| TYPE                        | ARTICLE NUMBER(S) |
|-----------------------------|-------------------|
| with junktion box   DALI-2  | 002-90767A        |
| with junktion box   DALI-2  | 002-90789A        |
| with junktion box   DALI-2  | 002-90776A        |
| with junktion box   non DIM | 002-90766A        |
| with junktion box   non DIM | 002-90780A        |
| with junktion box   non DIM | 002-90774A        |

## Electrical accessories

### THROUGH WIRING CONNECTION BOX

| TYPE                                     | L·W·H (MM) | ARTICLE NUMBER(S) |
|--|------------|-------------------|
| non DIM cable ø 4 – 12 mm, Linect®-Ready | 105-58-30  | 005-2531110       |
| DALI cable ø 4 – 12 mm, Linect®-Ready    | 105-58-30  | 005-2551110       |

