

SASSO 100 square wallwasher/floor

trimless


048-2750914W 048-2797117 002-90780



Project / Type

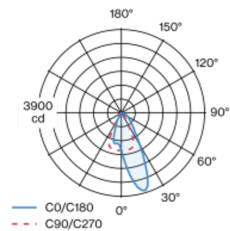
Notes

Count / Date

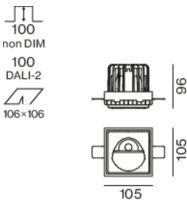


Recessed square spotlight in die-cast aluminium; 1 lamp; surface matt silver; installation without tools in mounting set due to patented ball catch system; square installation housing; for trimless installation in plasterboard ceilings; suitable for ceiling thickness of 12.5/15/25 mm; passive cooling of the LEDs through improved heat sink geometry; with COB (Chip on Board) technology for maximum efficiency; no appearance of multiple shadows; light colour 2700 K; binning initial MacAdam ≤ 2 SDCM; CRI ≥ 90 ; min. 80% of luminous flux after 50000 operating hours; energy efficient LEDs with high CRI; with specially computed, asymmetrical reflector for homogeneous lighting intensity; high quality reflector with micro-faceted, aluminum-vaporised surface; PC2; 220-240 V; incl. converter, non dimmable; through wiring connection box, 3-pole or 5-pole, available as an accessory; accessories are listed separately; light source replaceable by an authorized professional; control gear replaceable by an authorized professional;

Light distribution



Product drawing



General

Ceiling | Recessed

matt silver

Mounting set traffic white

IP20

2590 lm

fixture 121 lm/W ¹

LED

2700 K

CRI ≥ 90

L80 / 50000 h

initial MacAdam ≤ 2 SDCM

R_g: 97 | R_f: 91 | R₍₁₋₁₅₎: 87

MR 0.52 | MDER 0.47

Optical

wallwasher floor

Electrical

non DIM

PC2 | 220-240 V

system 25.2 W | fixture 21.5 W

36 Vf | 650 mA

Physical

trimless

length 105 mm | width 105 mm | height 96 mm

0.67 kg

Cutout

length 106 mm | width 106 mm

min. ceiling thickness 2 mm | max. ceiling thickness 25 mm

recessed depth 100 mm

¹ incl. consideration of optical losses & internal control unit losses

Installation instructions



Lighting calculator



SASSO 100 square wallwasher/floor

trimless

048-2750914W 048-2797117 002-90780



Project / Type

Notes

Count / Date

Maintenance Factors

Operating Time [h]	10 000	20 000	30 000	40 000	50 000
LLMF	0.964	0.923	0.884	0.847	0.811
LSF	1	1	1	1	1
MF	LMF × RSMF × LLMF × LSF		RSMF ^a	Room Surface Maintenance Factor	
MF	Maintenance Factor		LLMF	Lamp Lumens Maintenance Factor	
LMF ^a	Luminaire Maintenance Factor		LSF	Lamp Survival Factor	

^a According to "CIE 97, Maintenance of indoor electric lighting systems", 2005, ISBN 3-900-734-34-8. The values must be determined by the planner.

Circuit Breaker Types

Automatic Circuit Breaker Type	Number of Fixtures
B10	33
B16	53
B20	67
B25	83
C10	40
C16	64
C20	80
C25	100

Components

MOUNTING SET trimless

TYPE	COLOUR	L-W-H (MM)	ARTICLE NUMBER(S)
for plasterboard ceilings 12.5/15/25 mm	traffic white	105-105-29	048-2797117



POWER SUPPLY

L-W-H (MM)	ARTICLE NUMBER(S)
143-43-30	002-90780



Mounting accessories

PRIMED CONCRETE MOUNTING HOUSING

COLOUR	L-W-H (MM)	ARTICLE NUMBER(S)
white aluminium	614-307-120	048-2695110



Optional electrical accessories

DIN RAIL POWER SUPPLY

L-W-H (MM)	ARTICLE NUMBER(S)
72-90-63	005-6520210



DIN RAIL LED DRIVER

TYPE	L-W-H (MM)	ARTICLE NUMBER(S)
200 - 1050 mA 2 x 42W	36-88-59	005-6121030



SASSO 100 square wallwasher/floor

trimless

048-2750914W 048-2797117 002-90780



Project / Type

Notes

Count / Date

Optional electrical accessories

POWER SUPPLY PREWIRED

TYPE	ARTICLE NUMBER(S)
with junktion box	002-90767A
with junktion box	002-90789A
with junktion box	002-90776A
with junktion box	002-90766A
with junktion box	002-90780A
with junktion box	002-90774A

Electrical accessories

THROUGH WIRING CONNECTION BOX

TYPE	L·W·H (MM)	ARTICLE NUMBER(S)
non DIM cable ø 4 – 12 mm, Linect®-Ready	105-58-30	005-2531110
DALI cable ø 4 – 12 mm, Linect®-Ready	105-58-30	005-2551110

