

# SASSO 100 square adjustable

semi-recessed

048-33010174F 002-90766



Project / Type

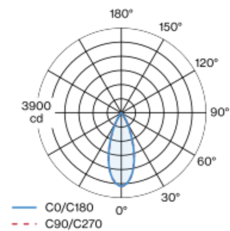
Notes

Count / Date

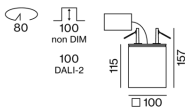


Square semi-recessed spotlight made of aluminium; surface traffic white powder coated; Inner colour lacquered in matt silver; 20° tiltable; luminaire housing can be attached to mounting plate without tools by interlock; passive cooling of the LEDs through improved heat sink geometry; with COB (Chip on Board) technology for maximum efficiency; no appearance of multiple shadows; light colour 3000 K; binning initial MacAdam  $\leq 2$  SDCM; CRI  $\geq 90$ ; min. 80% of luminous flux after 50000 operating hours; energy efficient LEDs with high CRI; incl. high quality lens system; precise radiation characteristic with 39° beam; UGR  $\leq 16$ ; VDU compatible workplace luminaire according to DIN EN 12464-1; luminance above 65°  $\leq 1500$  cd/m<sup>2</sup>; degree of protection IP20; PC2; 220-240 V; incl. converter, non dimmable; external converter for ceiling insertion; through wiring connection box, 3-pole or 5-pole, available as an accessory; accessories are listed separately; light source replaceable by an authorized professional; control gear replaceable by an authorized professional;

## Light distribution



## Product drawing



## General

Ceiling | Semi-Recessed

tilt max 20°

traffic white | RAL 9016 <sup>1</sup>

Inner colour matt silver

IP20

1630 lm

fixture 107 lm/W <sup>2</sup>

## LED

3000 K

CRI  $\geq 90$

L80 / 50000 h

initial MacAdam  $\leq 2$  SDCM

R<sub>g</sub>: 99 | R<sub>r</sub>: 90 | R<sub>t(1-5)</sub>: 87

MR 0.6 | MDER 0.54

## Optical

flood | beam angle 39°

UGR  $\leq 16$  |  $\geq 65^\circ$   $< 1500$  cd/m<sup>2</sup>

PstLM  $\leq 1.0$  <sup>3</sup> | SVM  $\leq 0.4$  <sup>3</sup>

## Electrical

non DIM

PC2 | 220-240 V

system 17.9 W | fixture 15.2 W

36 Vf | 450 mA

## Physical

length 100 mm | width 100 mm | height 115 mm

1.59 kg

## Cutout

diameter 80 mm

recessed depth 100 mm

<sup>1</sup> RAL code  
<sup>2</sup> incl. consideration of optical losses & internal control unit losses  
<sup>3</sup> Value of containing product at full load (undimmed)

## Installation instructions



## Lighting calculator



# SASSO 100 square adjustable

semi-recessed

048-33010174F 002-90766



Project / Type

Notes

Count / Date

## Maintenance Factors

Operating Time [h]	10 000	20 000	30 000	40 000	50 000
LLMF	0.964	0.923	0.884	0.847	0.811
LSF	1	1	1	1	1
MF	LMF × RSMF × LLMF × LSF		RSMF <sup>a</sup>	Room Surface Maintenance Factor	
MF	Maintenance Factor		LLMF	Lamp Lumens Maintenance Factor	
LMF <sup>a</sup>	Luminaire Maintenance Factor		LSF	Lamp Survival Factor	

<sup>a</sup> According to "CIE 97, Maintenance of indoor electric lighting systems", 2005, ISBN 3-900-734-34-8. The values must be determined by the planner.

## Circuit Breaker Types

Automatic Circuit Breaker Type	Number of Fixtures
B10	18
B16	30
C10	23
C16	36

## Components

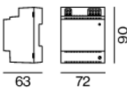
### POWER SUPPLY

L-W-H (MM)	ARTICLE NUMBER(S)
143-43-30	002-90766

## Optional electrical accessories

### DIN RAIL POWER SUPPLY

L-W-H (MM)	ARTICLE NUMBER(S)
72-90-63	005-6520210



### DIN RAIL LED DRIVER

TYPE	L-W-H (MM)	ARTICLE NUMBER(S)
2 × 42W   48V DC   UOUT 10–40V	36-88-59	005-6121030



## Optional electrical accessories

### POWER SUPPLY PREWIRED

TYPE	ARTICLE NUMBER(S)
with junktion box	002-90767A
with junktion box	002-90789A
with junktion box	002-90776A
with junktion box	002-90766A
with junktion box	002-90780A
with junktion box	002-90774A



## Electrical accessories

### THROUGH WIRING CONNECTION BOX

TYPE	L-W-H (MM)	ARTICLE NUMBER(S)
non DIM cable ø 4 – 12 mm, Linect®-Ready	105-58-30	005-2531110
DALI cable ø 4 – 12 mm, Linect®-Ready	105-58-30	005-2551110

