

SASSO 100 round adjustable

semi-recessed

048-3401119M 002-90766



Project / Type

Notes

Count / Date



General

Ceiling | Semi-Recessed

tilt max 20°

rotation 360°

jet black | RAL 9005

Inner colour gold dust

IP20

1810 lm

fixture 119 lm/W ¹

LED

4000 K

CRI ≥ 90

L80 / 50000 h

initial MacAdam ≤ 2 SDCM

R_g: 98 | R_f: 90 | R_{t(1-15)}: 88

MR 0.8 | MDER 0.72

Optical

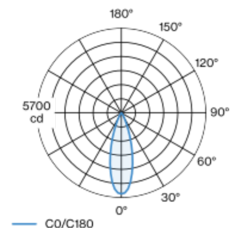
medium | beam angle 31°

UGR ≤ 13 | ≥65° <1500 cd/m²

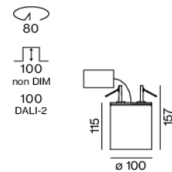
PstLM ≤ 1.0 ² | SVM ≤ 0.4 ²

Cylindrical semi-recessed spotlight made of aluminium; surface jet black powder coated; Inner colour lacquered in gold dust; 360° rotatable and 20° tiltable; luminaire housing can be attached to mounting plate without tools by interlock; passive cooling of the LEDs through improved heat sink geometry; with COB (Chip on Board) technology for maximum efficiency; no appearance of multiple shadows; light colour 4000 K; binning initial MacAdam ≤ 2 SDCM; CRI ≥ 90; min. 80% of luminous flux after 50000 operating hours; energy efficient LEDs with high CRI; incl. high quality lens system; precise radiation characteristic with 31° beam; UGR ≤ 13; VDU compatible workplace luminaire according to DIN EN 12464-1; luminance above 65° ≤ 1500 cd/m²; degree of protection IP20; PC2; 220-240 V; incl. converter, non dimmable; external converter for ceiling insertion; through wiring connection box, 3-pole or 5-pole, available as an accessory; accessories are listed separately; light source replaceable by an authorized professional; control gear replaceable by an authorized professional;

Light distribution



Product drawing



Electrical

non DIM

PC2 | 220-240 V

system 17.9 W | fixture 15.2 W

36 Vf | 450 mA

Physical

diameter 100 mm | height 115 mm

1.59 kg

Cutout

diameter 80 mm

recessed depth 100 mm

¹ incl. consideration of optical losses & internal control unit losses
² Value of containing product at full load (undimmed)

Installation instructions



Lighting calculator



SASSO 100 round adjustable

semi-recessed

048-3401119M 002-90766



Project / Type

Notes

Count / Date

Maintenance Factors

| Operating Time [h] | 10 000 | 20 000 | 30 000 | 40 000 | 50 000 |
|--------------------|------------------------------|--------|-------------------|---------------------------------|--------|
| LLMF | 0.964 | 0.923 | 0.884 | 0.847 | 0.811 |
| LSF | 1 | 1 | 1 | 1 | 1 |
| MF | LMF × RSMF × LLMF × LSF | | RSMF ^a | Room Surface Maintenance Factor | |
| MF | Maintenance Factor | | LLMF | Lamp Lumens Maintenance Factor | |
| LMF ^a | Luminaire Maintenance Factor | | LSF | Lamp Survival Factor | |

^a According to "CIE 97, Maintenance of indoor electric lighting systems", 2005, ISBN 3-900-734-34-8. The values must be determined by the planner.

Circuit Breaker Types

| Automatic Circuit Breaker Type | Number of Fixtures |
|--------------------------------|--------------------|
| B10 | 18 |
| B16 | 30 |
| C10 | 23 |
| C16 | 36 |

Components

POWER SUPPLY

L-W-H (MM)
143-43-30

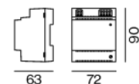
ARTICLE NUMBER(S)
002-90766

Optional electrical accessories

DIN RAIL POWER SUPPLY

L-W-H (MM)
72-90-63

ARTICLE NUMBER(S)
005-6520210



DIN RAIL LED DRIVER

L-W-H (MM)
36-88-59

ARTICLE NUMBER(S)
005-6121030



Optional electrical accessories

POWER SUPPLY PRE-WIRED with junction box

ARTICLE NUMBER(S)

002-90767A
002-90789A
002-90776A
002-90766A
002-90780A
002-90774A



[048-3401119M 002-90766] The technical data represent rated values for an ambient temperature of 25°C. The data values for the luminous flux are initially subject to a tolerance of +/- 10%, those for the electrical connected load are initially subject to a tolerance of +/- 10%, and those for the colour temperature are initially subject to a tolerance of +/- 150 K. No liability is assumed for typographical or printing errors. The general terms and conditions of XAL GmbH apply.

© XAL GmbH · Auer-Welsbach-Gasse 36 · 8055 Graz · Austria · www.xal.com

09.08.2025

2 / 4

SASSO 100 round adjustable

semi-recessed
048-3401119M 002-90766



Project / Type

Notes

Count / Date

Electrical accessories

THROUGH WIRING CONNECTION BOX

| TYPE | L-W-H (MM) | ARTICLE NUMBER(S) |
|---------------------------|------------|-------------------|
| non DIM cable ø 4 – 12 mm | 105-58-30 | 005-253110 |
| DALI cable ø 4 – 12 mm | 105-58-30 | 005-255110 |



Optional electrical accessories

POWER SUPPLY PRE-WIRED with loop through function

| L-W-H (MM) | ARTICLE NUMBER(S) |
|------------|-------------------|
| 185-30-21 | 002-90747 |
| 185-30-21 | 002-90770 |



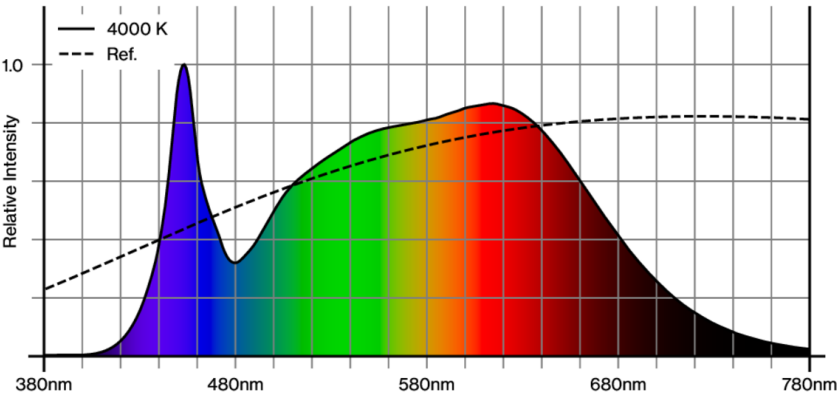
Optical accessories

HONEYCOMB LOUVER

| TYPE | COLOUR | Ø (MM) | ARTICLE NUMBER(S) |
|-----------------------|-----------|--------|-------------------|
| for BO 55 SASSO 100 | jet black | 50 | 007-1965598 |



Colour rendering



SASSO 100 round adjustable

semi-recessed

048-34011119M 002-90766



Project / Type

Notes

Count / Date

CRI/R_a ≥ 91 R_e ≥ 88 (4000 K)



TM30 colour vector graphic



The black line represents the black body reference. The red line indicates the results of the test light source. The deviation from the test light source to the reference is shown and is marked by arrows. The shorter the arrows, the higher the color rendering.

