

SASSO 100 round adjustable

semi-recessed

048-34019174S 002-90766



Project / Type

Notes

Count / Date



General

Ceiling | Semi-Recessed

tilt max 20°

rotation 360°

traffic white | RAL 9016

Inner colour matt silver

IP20

1700 lm

fixture 112 lm/W ¹

LED

2700 K

CRI ≥ 90

L80 / 50000 h

initial MacAdam ≤ 2 SDCM

R_g: 97 | R_f: 91 | R_{f(1-15)}: 87

MR 0.52 | MDER 0.47

Optical

spot | beam angle 20°

UGR ≤ 10

PstLM ≤ 1.0 ² | SVM ≤ 0.4 ²

Electrical

non DIM

PC2 | 220-240 V

system 17.9 W | fixture 15.2 W

36 Vf | 450 mA

Physical

diameter 100 mm | height 115 mm

1.59 kg

Cutout

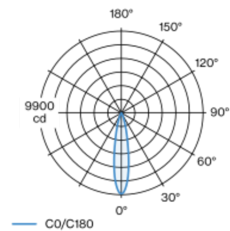
diameter 80 mm

recessed depth 100 mm

¹ incl. consideration of optical losses & internal control unit losses
² Value of containing product at full load (undimmed)

Cylindrical semi-recessed spotlight made of aluminium; surface traffic white powder coated; Inner colour lacquered in matt silver; 360° rotatable and 20° tiltable; luminaire housing can be attached to mounting plate without tools by interlock; passive cooling of the LEDs through improved heat sink geometry; with COB (Chip on Board) technology for maximum efficiency; no appearance of multiple shadows; light colour 2700 K; binning initial MacAdam ≤ 2 SDCM; CRI ≥ 90; min. 80% of luminous flux after 50000 operating hours; energy efficient LEDs with high CRI; incl. high quality lens system; precise radiation characteristic with 20° beam; UGR ≤ 10; degree of protection IP20; PC2; 220-240 V; incl. converter, non dimmable; external converter for ceiling insertion; through wiring connection box, 3-pole or 5-pole, available as an accessory; accessories are listed separately; light source replaceable by an authorized professional; control gear replaceable by an authorized professional;

Light distribution



Product drawing



Installation instructions



Lighting calculator



SASSO 100 round adjustable

semi-recessed

048-34019174S 002-90766



Project / Type

Notes

Count / Date

Maintenance Factors

Operating Time [h]	10 000	20 000	30 000	40 000	50 000
LLMF	0.964	0.923	0.884	0.847	0.811
LSF	1	1	1	1	1
MF	LMF × RSMF × LLMF × LSF		RSMF ^a	Room Surface Maintenance Factor	
MF	Maintenance Factor		LLMF	Lamp Lumens Maintenance Factor	
LMF ^a	Luminaire Maintenance Factor		LSF	Lamp Survival Factor	

^a According to "CIE 97, Maintenance of indoor electric lighting systems", 2005, ISBN 3-900-734-34-8. The values must be determined by the planner.

Circuit Breaker Types

Automatic Circuit Breaker Type	Number of Fixtures
B10	18
B16	30
C10	23
C16	36

Components

POWER SUPPLY

L-W-H (MM)
143-43-30

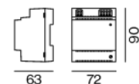
ARTICLE NUMBER(S)
002-90766

Optional electrical accessories

DIN RAIL POWER SUPPLY

L-W-H (MM)
72-90-63

ARTICLE NUMBER(S)
005-6520210



DIN RAIL LED DRIVER

L-W-H (MM)
36-88-59

ARTICLE NUMBER(S)
005-6121030



Optional electrical accessories

POWER SUPPLY PRE-WIRED with junction box

ARTICLE NUMBER(S)

002-90767A
002-90789A
002-90776A
002-90766A
002-90780A
002-90774A



[048-34019174S 002-90766] The technical data represent rated values for an ambient temperature of 25°C. The data values for the luminous flux are initially subject to a tolerance of +/- 10%, those for the electrical connected load are initially subject to a tolerance of +/- 10%, and those for the colour temperature are initially subject to a tolerance of +/- 150 K. No liability is assumed for typographical or printing errors. The general terms and conditions of XAL GmbH apply.

© XAL GmbH · Auer-Welsbach-Gasse 36 · 8055 Graz · Austria · www.xal.com

10.08.2025

2 / 4

SASSO 100 round adjustable

semi-recessed
048-34019174S 002-90766



Project / Type

Notes

Count / Date

Electrical accessories

THROUGH WIRING CONNECTION BOX

TYPE	L-W-H (MM)	ARTICLE NUMBER(S)
non DIM cable ø 4 – 12 mm	105-58-30	005-2531110
DALI cable ø 4 – 12 mm	105-58-30	005-2551110



Optional electrical accessories

POWER SUPPLY PRE-WIRED with loop through function

L-W-H (MM)	ARTICLE NUMBER(S)
185-30-21	002-90747
185-30-21	002-90770



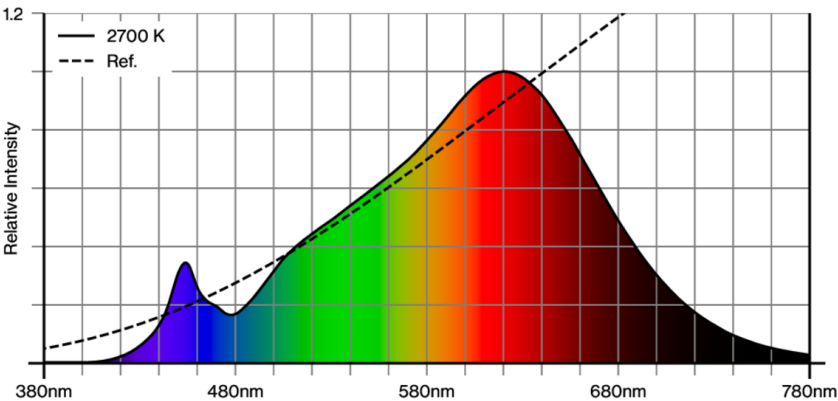
Optical accessories

HONEYCOMB LOUVER

TYPE	COLOUR	Ø (MM)	ARTICLE NUMBER(S)
for BO 55 SASSO 100	jet black	50	007-1965598



Colour rendering



SASSO 100 round adjustable

semi-recessed

048-34019174S 002-90766



Project / Type

Notes

Count / Date

CRI/R_a ≥ 91 R_e ≥ 87 (2700 K)



TM30 colour vector graphic



The black line represents the black body reference. The red line indicates the results of the test light source. The deviation from the test light source to the reference is shown and is marked by arrows. The shorter the arrows, the higher the color rendering.

