

# JUST 32 FOCUS

MOVE IT 25

050-0111938



Project / Type

Notes

Count / Date



## General

Ceiling / Wall | Track

tilt max 90°

rotation 360°

black | RAL 9005 <sup>1</sup>

IP20

320<sup>2</sup>-396<sup>3</sup> lm

optical inset 77<sup>2</sup>-95<sup>3</sup> lm/W <sup>4</sup>

## LED

2700 K

CRI ≥ 90

L80 / 50000 h

initial MacAdam ≤ 2 SDCM

R<sub>g</sub>: 97 | R<sub>r</sub>: 91 | R<sub>t(15)</sub>: 87

MR 0.52 | MDER 0.47

## Optical

focus | beam angle 17°<sup>2</sup>-43°<sup>3</sup>

PstLM ≤ 1.0<sup>2</sup> <sup>3</sup> 5 | SVM ≤ 0.4<sup>2</sup> <sup>3</sup> 5

## Electrical

DALI-2 | 1 DALI Addr.

PC3 | 48 V

fixture 5.5 W

optical inset 4.2 W

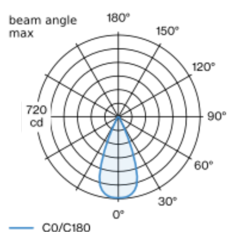
## Physical

diameter 32 mm | height 73 mm

0.2 kg

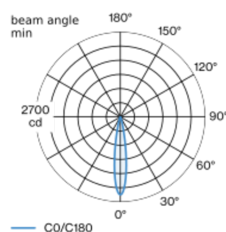
Cylindrical spotlight in aluminium; surface black powder coated; 360° rotatable and 90° tiltable; spotlight can be installed and moved without tools by means of magnetic holders+locking; power supplied via MOVE IT system track profile; hot plug protection; passive cooling of the LEDs through improved heat sink geometry; with COB (Chip on Board) technology for maximum efficiency; no appearance of multiple shadows; light colour 2700 K; binning initial MacAdam ≤ 2 SDCM; CRI ≥ 90; min. 80% of luminous flux after 50000 operating hours; energy efficient LEDs with high CRI; good glare control through recessed light point level; incl. high quality plano-convex glass lens; precise object focusing through adjustable lens; adjustable beam angle of 17° - 43°; focusing by means of patented slider on the spotlight head; degree of protection IP20; PC3; 48 V; DALI single control; flicker-free visual comfort through analogue current control (minimum value 1%); optical attachment available as accessory; accessories are listed separately; light source not replaceable;

## Light distribution



focus 43°

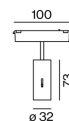
h (m)	E0° (lx)	ø (m)
1	713	0.80
2	178	1.59
3	79	2.39
4	45	3.18
5	29	3.98



focus 17°

h (m)	E0° (lx)	ø (m)
1	2470	0.30
2	620	0.59
3	270	0.89
4	150	1.19
5	100	1.49

## Product drawing



<sup>1</sup> RAL code <sup>2</sup> beam angle min <sup>3</sup> beam angle max

<sup>4</sup> incl. consideration of optical losses

<sup>5</sup> Value of containing product at full load (undimmed)

## Installation instructions



[050-0111938] The technical data represent rated values for an ambient temperature of 25°C. The data values for the luminous flux are initially subject to a tolerance of +/- 10%, those for the electrical connected load are initially subject to a tolerance of +/- 10%, and those for the colour temperature are initially subject to a tolerance of +/- 150 K. No liability is assumed for typographical or printing errors. The general terms and conditions of XAL GmbH apply.  
© XAL GmbH · Auer-Welsbach-Gasse 36 · 8055 Graz · Austria · www.xal.com

15.06.2025