

JUST 45 MOVE IT 25 / 25 S / 45

050-0131138M



Project / Type

Notes

Count / Date



Cylindrical spotlight in aluminium; surface jet black powder coated; 360° rotatable and 90° tiltable; spotlight can be installed and moved without tools by means of magnetic holders+locking; power supplied via MOVE IT system track profile; hot plug protection; passive cooling of the LEDs through improved heat sink geometry; with COB (Chip on Board) technology for maximum efficiency; no appearance of multiple shadows; light colour 4000 K; binning initial MacAdam ≤ 2 SDCM; CRI ≥ 90 ; min. 80% of luminous flux after 50000 operating hours; energy efficient LEDs with high CRI; good glare control through recessed light point level; incl. high quality lens system; precise radiation characteristic with 23° beam; degree of protection IP20; PC3; 48 V; DALI single control; flicker-free visual comfort through analogue current control (minimum value 1%); optical attachment available as accessory; accessories are listed separately; light source not replaceable;



General

Ceiling | Track

tilt max 90°

rotation 360°

jet black | RAL 9005

IP20

914 lm

LED

4000 K

CRI ≥ 90

L80 / 50000 h

initial MacAdam ≤ 2 SDCM

R_g: 98 | R_f: 90 | R_{t(1-15)}: 88

MR 0.8 | MDER 0.72

Optical

medium | beam angle 23°

PstLM ≤ 1.0 ^{1 2 3 4} | SVM ≤ 0.4 ^{1 2 3 4}

Electrical

DALI-2 | 1 DALI Addr.

PC3 | 48 V

fixture 10.9 W

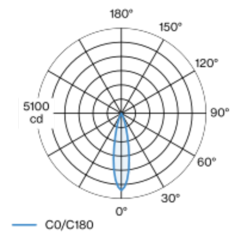
fixture 84 lm/W⁵

Physical

diameter 45 mm | height 68 mm

0.2 kg

Light distribution



medium 23°

| h (m) | E0° (lx) | ø (m) |
|-------|----------|-------|
| 1 | 4600 | 0.40 |
| 2 | 1150 | 0.81 |
| 3 | 510 | 1.21 |
| 4 | 290 | 1.62 |
| 5 | 180 | 2.02 |

Product drawing



¹ oval lens BO 45 007-1965880 ² soft lens BO 45 007-1965980
³ wallwasher lens BO 45 007-1965780
⁴ Value of containing product at full load (undimmed)
⁵ incl. consideration of optical losses, internal control unit losses & operating device efficiency

Installation instructions



Lighting calculator



JUST 45 MOVE IT 25 / 25 S / 45

050-0131138M



Project / Type

Notes

Count / Date

Maintenance Factors

| Operating Time [h] | 10 000 | 20 000 | 30 000 | 40 000 | 50 000 |
|--------------------|--------|--------|--------|--------|--------|
| LLMF | 0.964 | 0.923 | 0.884 | 0.847 | 0.811 |
| LSF | 1 | 1 | 1 | 1 | 1 |

| | | | |
|------------------|------------------------------|-------------------|---------------------------------|
| MF | LMF × RSMF × LLMF × LSF | RSMF ^a | Room Surface Maintenance Factor |
| MF | Maintenance Factor | LLMF | Lamp Lumens Maintenance Factor |
| LMF ^a | Luminaire Maintenance Factor | LSF | Lamp Survival Factor |

^a According to "CIE 97, Maintenance of indoor electric lighting systems", 2005, ISBN 3-900-734-34-8. The values must be determined by the planner.

Optical accessories

HONEYCOMB LOUVER

| TYPE | COLOUR | Ø (MM) | ARTICLE NUMBER(S) |
|---|-----------|--------|-------------------|
| for BO 45 JUST 45 MOVE IN 45 TARO 45 TULA micro | jet black | 42 | 007-1965188 |



Optical accessories

OVAL LENS

| TYPE | Ø (MM) | ARTICLE NUMBER(S) |
|-------------------------------------|--------|-------------------|
| for BO 45 MOVE IN 45 TULA micro | 42 | 007-1965880 |



SOFT LENS

| TYPE | Ø (MM) | ARTICLE NUMBER(S) |
|---|--------|-------------------|
| for ARY BO 45 MOVE IN 45 TULA micro | 42 | 007-1965980 |



WALLWASHER LENS

| TYPE | Ø (MM) | ARTICLE NUMBER(S) |
|---|--------|-------------------|
| for ARY BO 45 MOVE IN 45 TULA micro | 42 | 007-1965780 |



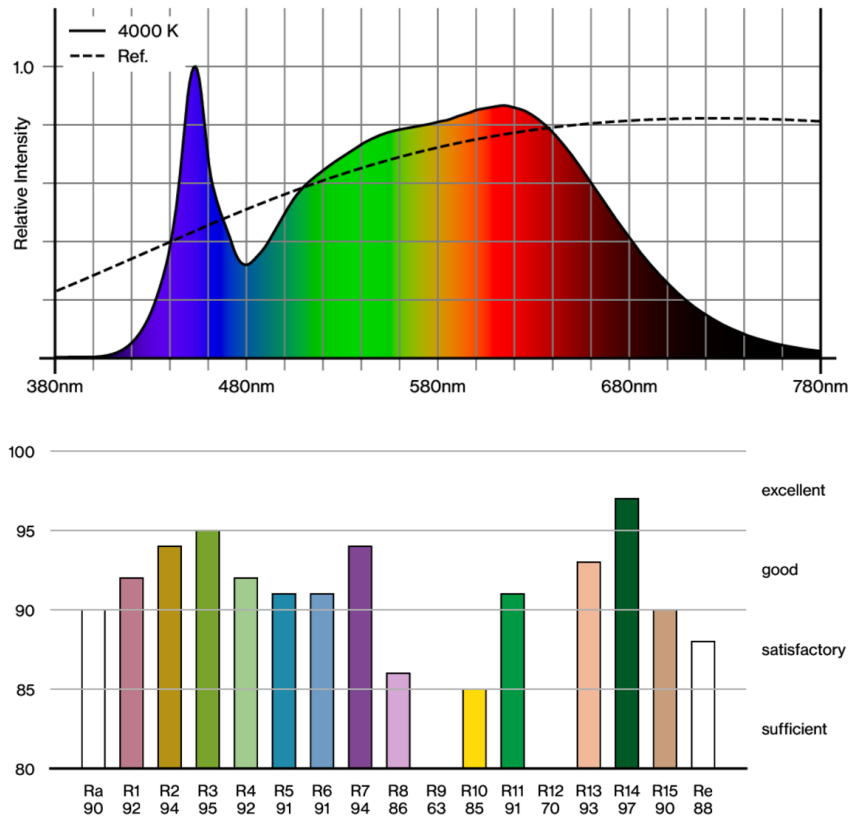


Project / Type

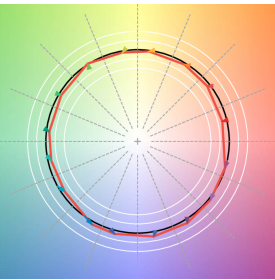
Notes

Count / Date

Colour rendering



TM30 colour vector graphic



The black line represents the black body reference. The red line indicates the results of the test light source. The deviation from the test light source to the reference is shown and is marked by arrows. The shorter the arrows, the higher the color rendering.