

# JUST 45 MOVE IT 25 / 25 S / 45


050-013193XV



Project / Type

Notes

Count / Date



## General

Ceiling , Track

tilt max 90°

rotation 360°

special colours

IP20

300 lm

optical inset 66 lm/W<sup>1</sup>

## LED

2700 K

CRI ≥ 90

L85 / 50000 h

initial MacAdam ≤ 3 SDCM

R<sub>g</sub>: 99 , R<sub>r</sub>: 91 , R<sub>{1-15}</sub>: 89

MR 0.54

MDER 0.49

## Optical

super spot

beam angle 8°

PstLM ≤ 1.0 <sup>2</sup>

SVM ≤ 0.4 <sup>2</sup>

## Electrical

DALI-2 single control

48 V

fixture 6.0 W

optical inset 4.5 W

PC3

1 DALI Addr.

## Physical

diameter 45 mm

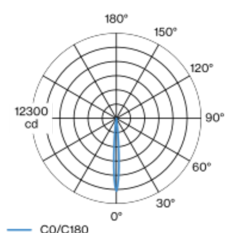
height 68 mm

0.2 kg

<sup>1</sup> incl. consideration of optical losses

<sup>2</sup> Value of containing product at full load (undimmed)

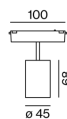
## Light distribution



super spot 8°

h (m)	E0° (lx)	ø (m)
1	10500	0.14
2	2600	0.28
3	1200	0.41
4	700	0.55
5	400	0.69

## Product drawing



## Installation instructions



## Lighting calculator



# JUST 45 MOVE IT 25 / 25

## S / 45

050-013193XV



Project / Type

Notes

Count / Date

### Maintenance Factors

Operating Time [h]	10 000	20 000	30 000	40 000	50 000
LLMF	0.97	0.94	0.91	0.88	0.85
LSF	1	1	1	1	1

MF	LMF × RSMF × LLMF × LSF	RSMF <sup>a</sup>	Room Surface Maintenance Factor
MF	Maintenance Factor	LLMF	Lamp Lumens Maintenance Factor
LMF <sup>a</sup>	Luminaire Maintenance Factor	LSF	Lamp Survival Factor

<sup>a</sup> According to "CIE 97, Maintenance of indoor electric lighting systems", 2005, ISBN 3-900-734-34-8. The values must be determined by the planner.

### Optical accessories

#### HONEYCOMB LOUVER

COLOUR	Ø (MM)	ARTICLE NUMBER(S)
jet black	42	007-1965188

