

JUST 32 FOCUS

MOVE IT 25


050-011103X



Project / Type

Notes

Count / Date



General

Ceiling / Wall | Track

tilt max 90°

rotation 360°

special colours

IP20

332¹-411² lm

optical inset 80¹-99² lm/W³

LED

3000 K

CRI ≥ 90

L80 / 50000 h

initial MacAdam ≤ 2 SDCM

R_g: 99 | R_r: 90 | R_{f(1-5)}: 87

MR 0.6 | MDER 0.54

Optical

focus | beam angle 17°¹-43°²

PstLM ≤ 1.0¹ 2 4 | SVM ≤ 0.4¹ 2 4

Electrical

DALI-2 | 1 DALI Addr.

PC3 | 48 V

fixture 5.5 W

optical inset 4.2 W

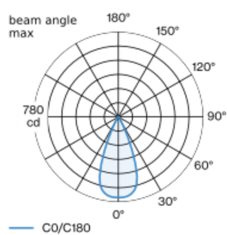
Physical

diameter 32 mm | height 73 mm

0.2 kg

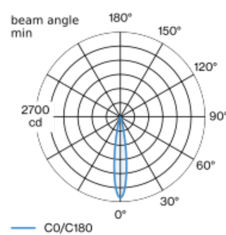
Cylindrical spotlight in aluminium; surface special colours powder coated; 360° rotatable and 90° tiltable; spotlight can be installed and moved without tools by means of magnetic holders+locking; power supplied via MOVE IT system track profile; hot plug protection; passive cooling of the LEDs through improved heat sink geometry; with COB (Chip on Board) technology for maximum efficiency; no appearance of multiple shadows; light colour 3000 K; binning initial MacAdam ≤ 2 SDCM; CRI ≥ 90; min. 80% of luminous flux after 50000 operating hours; energy efficient LEDs with high CRI; good glare control through recessed light point level; incl. high quality plano-convex glass lens; precise object focusing through adjustable lens; adjustable beam angle of 17° - 43°; focusing by means of patented slider on the spotlight head; degree of protection IP20; PC3; 48 V; DALI single control; flicker-free visual comfort through analogue current control (minimum value 1%); optical attachment available as accessory; accessories are listed separately; light source not replaceable;

Light distribution



focus 43°

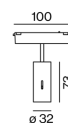
h (m)	E0° (lx)	ø (m)
1	740	0.80
2	185	1.59
3	82	2.39
4	46	3.18
5	30	3.98



focus 17°

h (m)	E0° (lx)	ø (m)
1	2570	0.30
2	640	0.59
3	290	0.89
4	160	1.19
5	100	1.49

Product drawing



¹ beam angle min ² beam angle max

³ incl. consideration of optical losses

⁴ Value of containing product at full load (undimmed)

Installation instructions



JUST 32 FOCUS

MOVE IT 25
050-011103X



Project / Type

Notes

Count / Date

Maintenance Factors

Operating Time [h]	10 000	20 000	30 000	40 000	50 000
LLMF	0.964	0.923	0.884	0.847	0.811
LSF	1	1	1	1	1

MF	LMF × RSMF × LLMF × LSF	RSMF ^a	Room Surface Maintenance Factor
MF	Maintenance Factor	LLMF	Lamp Lumens Maintenance Factor
LMF ^a	Luminaire Maintenance Factor	LSF	Lamp Survival Factor

^a According to "CIE 97, Maintenance of indoor electric lighting systems", 2005, ISBN 3-900-734-34-8. The values must be determined by the planner.

Optical accessories

HONEYCOMB LOUVER

COLOUR	Ø (MM)	ARTICLE NUMBER(S)
jet black	30	007-1965178

