

# JUST 32 FOCUS

MOVE IT 25


050-011111X



Project / Type

Notes

Count / Date



## General

Ceiling / Wall , Track

tilt max 90°

rotation 360°

special colours

IP20

347<sup>1</sup>-429<sup>2</sup> lm

optical inset 83<sup>1</sup>-103<sup>2</sup> lm/W<sup>3</sup>

## LED

4000 K

CRI ≥ 90

L80 / 50000 h

initial MacAdam ≤ 2 SDCM

R<sub>g</sub>: 98 , R<sub>r</sub>: 90 , R<sub>t(1-5)</sub>: 88

MR 0.8

MDER 0.72

## Optical

focus

beam angle 17°<sup>1</sup>-43°<sup>2</sup>

P<sub>stLM</sub> ≤ 1.0<sup>1 2 4</sup>

SVM ≤ 0.4<sup>1 2 4</sup>

## Electrical

non DIM

48 V

fixture 5.5 W

optical inset 4.2 W

PC3

## Physical

diameter 32 mm

height 73 mm

0.2 kg

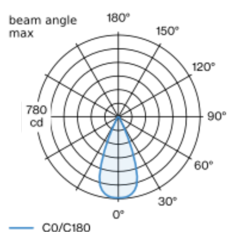
<sup>1</sup> beam angle min <sup>2</sup> beam angle max

<sup>3</sup> incl. consideration of optical losses

<sup>4</sup> Value of containing product at full load (undimmed)

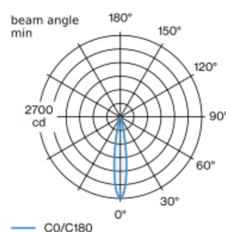
Cylindrical spotlight in aluminium; surface special colours powder coated; 360° rotatable and 90° tiltable; spotlight can be installed and moved without tools by means of magnetic holders+locking; power supplied via MOVE IT system track profile; hot plug protection; passive cooling of the LEDs through improved heat sink geometry; with COB (Chip on Board) technology for maximum efficiency; no appearance of multiple shadows; light colour 4000 K; binning initial MacAdam ≤ 2 SDCM; CRI ≥ 90; min. 80% of luminous flux after 50000 operating hours; energy efficient LEDs with high CRI; good glare control through recessed light point level; incl. high quality plano-convex glass lens; precise object focusing through adjustable lens; adjustable beam angle of 17° - 43°; focusing by means of patented slider on the spotlight head; degree of protection IP20; PC3; 48 V; non-dimmable; optical attachment available as accessory; accessories are listed separately; light source not replaceable;

## Light distribution



focus 43°

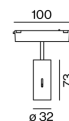
h (m)	E0° (lx)	ø (m)
1	772	0.80
2	193	1.59
3	86	2.39
4	48	3.18
5	31	3.98



focus 17°

h (m)	E0° (lx)	ø (m)
1	2680	0.30
2	670	0.59
3	300	0.89
4	170	1.19
5	110	1.49

## Product drawing



## Installation instructions



['050-011111X'] The technical data represent rated values for an ambient temperature of 25°C. The data values for the luminous flux are initially subject to a tolerance of +/- 10%, those for the electrical connected load are initially subject to a tolerance of +/- 10%, and those for the colour temperature are initially subject to a tolerance of +/- 150 K. No liability is assumed for typographical or printing errors. The general terms and conditions of XAL GmbH apply.  
© XAL GmbH · Auer-Welsbach-Gasse 36 · 8055 Graz · Austria · www.xal.com

30.04.2025

# JUST 32 FOCUS

MOVE IT 25  
050-011111X



Project / Type

Notes

Count / Date

## Maintenance Factors

Operating Time [h]	10 000	20 000	30 000	40 000	50 000
LLMF	0.964	0.923	0.884	0.847	0.811
LSF	1	1	1	1	1

MF	LMF × RSMF × LLMF × LSF	RSMF <sup>a</sup>	Room Surface Maintenance Factor
MF	Maintenance Factor	LLMF	Lamp Lumens Maintenance Factor
LMF <sup>a</sup>	Luminaire Maintenance Factor	LSF	Lamp Survival Factor

<sup>a</sup> According to "CIE 97, Maintenance of indoor electric lighting systems", 2005, ISBN 3-900-734-34-8. The values must be determined by the planner.

## Optical accessories

### HONEYCOMB LOUVER

COLOUR	Ø (MM)	ARTICLE NUMBER(S)
jet black	30	007-1965178

