

JUST 55

MOVE IT 25 / 25 S / 45

050-0143938F



Project / Type

Notes

Count / Date



General

Ceiling | Track

tilt max 90°

rotation 360°

jet black | RAL 9005

IP20

1200 lm

LED

2700 K

CRI ≥ 90

L80 / 50000 h

initial MacAdam ≤ 2 SDCM

R_g: 97 | R_f: 91 | R₍₁₋₁₅₎: 87

MR 0.52 | MDER 0.47

Optical

flood | beam angle 38°

PstLM ≤ 1.0^{1 2 3 4} | SVM ≤ 0.4^{1 2 3 4}

Electrical

DALI-2 | 1 DALI Addr.

PC3 | 48 V

fixture 12.7 W

fixture 94 lm/W⁵

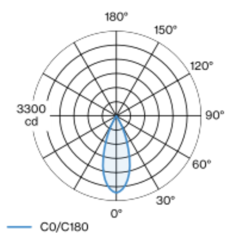
Physical

diameter 55 mm | height 100 mm

0.3 kg

Cylindrical spotlight in aluminium; surface jet black powder coated; 360° rotatable and 90° tiltable; spotlight can be installed and moved without tools by means of magnetic holders+locking; power supplied via MOVE IT system track profile; hot plug protection; passive cooling of the LEDs through improved heat sink geometry; with COB (Chip on Board) technology for maximum efficiency; no appearance of multiple shadows; light colour 2700 K; binning initial MacAdam ≤ 2 SDCM; CRI ≥ 90; min. 80% of luminous flux after 50000 operating hours; energy efficient LEDs with high CRI; good glare control through recessed light point level; including high quality aluminium reflector with spherical reflector; high gloss anodised; neutral colour reflection through absolute freedom from interference colour; for brilliant object staging; precise radiation characteristic with 38° beam; degree of protection IP20; PC3; 48 V; DALI single control; flicker-free visual comfort through analogue current control (minimum value 1%); optical attachment available as accessory; accessories are listed separately; light source not replaceable;

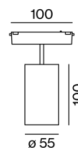
Light distribution



flood 38°

h (m)	E0° (lx)	ø (m)
1	2990	0.69
2	750	1.38
3	330	2.06
4	190	2.75
5	120	3.44

Product drawing



¹ wallwasher lens BO 55 007-1965790

² soft lens BO 55 007-1965990 ³ oval lens BO 55 007-1965890

⁴ Value of containing product at full load (undimmed)

⁵ incl. consideration of optical losses, internal control unit losses & operating device efficiency

Installation instructions



Lighting calculator



JUST 55

MOVE IT 25 / 25 S / 45
050-0143938F



Project / Type

Notes

Count / Date

Maintenance Factors

Operating Time [h]	10 000	20 000	30 000	40 000	50 000
LLMF	0.964	0.923	0.884	0.847	0.811
LSF	1	1	1	1	1


MF	LMF × RSMF × LLMF × LSF	RSMF ^a	Room Surface Maintenance Factor
MF	Maintenance Factor	LLMF	Lamp Lumens Maintenance Factor
LMF ^a	Luminaire Maintenance Factor	LSF	Lamp Survival Factor

^a According to "CIE 97, Maintenance of indoor electric lighting systems", 2005, ISBN 3-900-734-34-8. The values must be determined by the planner.

Optical accessories

HONEYCOMB LOUVER


TYPE	COLOUR	Ø (MM)	ARTICLE NUMBER(S)
for BO 55 SASSO 100	jet black	50	007-1965598



Optical accessories

OVAL LENS

TYPE	Ø (MM)	ARTICLE NUMBER(S)
for BO 55	50	007-1965890



SOFT LENS

TYPE	Ø (MM)	ARTICLE NUMBER(S)
for BO 55	50	007-1965990



WALLWASHER LENS

TYPE	Ø (MM)	ARTICLE NUMBER(S)
for BO 55	50	007-1965790



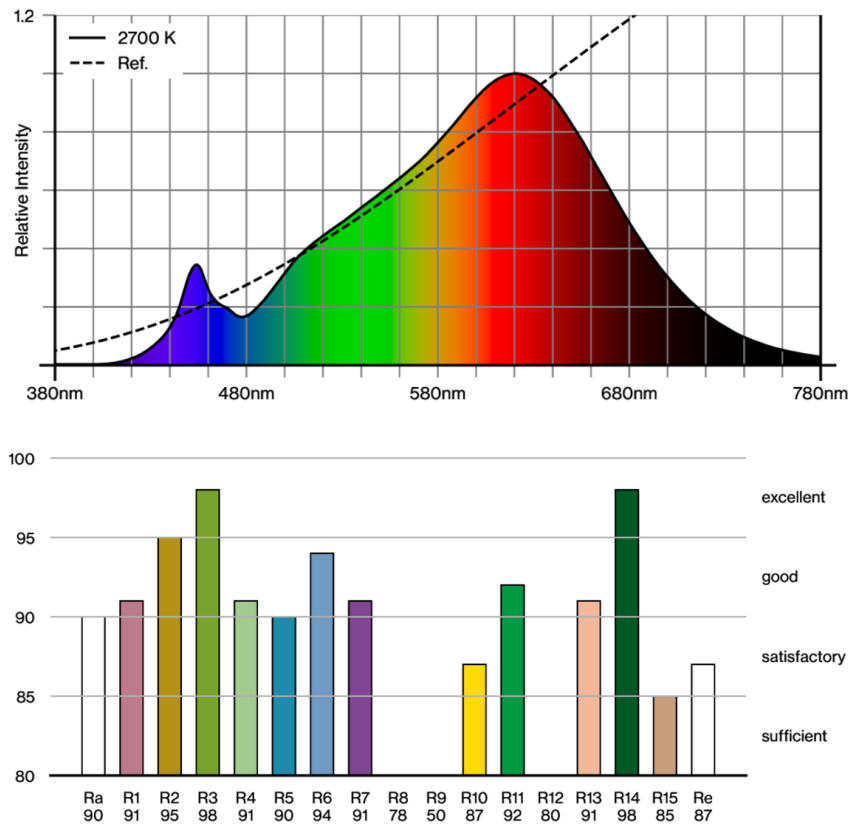


Project / Type

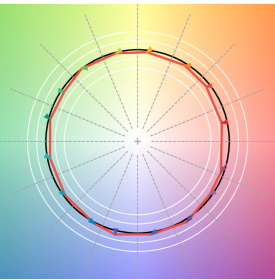
Notes

Count / Date

Colour rendering



TM30 colour vector graphic



The black line represents the black body reference. The red line indicates the results of the test light source. The deviation from the test light source to the reference is shown and is marked by arrows. The shorter the arrows, the higher the color rendering.