

MINO 40 reflector

surface


042-1116037B



Project / Type

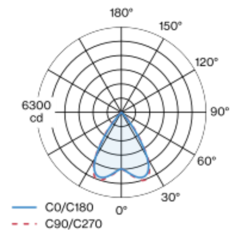
Notes

Count / Date

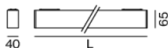


Luminaire housing made of extruded aluminium profile; light tight final end caps made of aluminium; no visible screws; angular design; surface pure white powder coated; suitable for ceiling mounting; luminaire profile can be pre-mounted; remaining lamp components mounted without tools; LED light inset incl. high gloss reflector with faceted design; Reflector dark chrome; light colour 3000 K; binning initial MacAdam ≤ 3 SDCM; CRI ≥ 90 ; min. 90% of luminous flux after 50000 operating hours; energy efficient LEDs with high CRI; UGR ≤ 16 ; VDU compatible workplace luminaire according to DIN EN 12464-1; luminance above 65° ≤ 1500 cd/m²; degree of protection IP20; PC1; 220-240 V; internal wiring in light halogen free; incl. DALI-2 converter; light source replaceable by an authorized professional; control gear replaceable by an authorized professional;

Light distribution



Product drawing



General

Ceiling | Surface

RAL Pure white | RAL 9010

Reflector dark chrome

IP20

6560 lm

2190 lm/m

LED

3000 K

CRI ≥ 90

L90 / 50000 h

initial MacAdam ≤ 3 SDCM

R_g: 99 | R_f: 91 | R₍₁₋₁₅₎: 89

MR 0.61 | MDER 0.55

Optical

Reflector | Symmetric

UGR ≤ 16 | $\geq 65^\circ < 1500$ cd/m²

PstLM ≤ 1.0 ¹ | SVM ≤ 0.4 ¹

Electrical

DALI-2 | 1 DALI Addr.

PC1 | 220-240 V

system 67 W

system 98 lm/W ²

22 W/m

Physical

length 3008 mm | width 40 mm | height 65 mm

¹ Value of containing product at full load (undimmed)
² incl. consideration of optical losses, internal control unit losses & operating device efficiency

Installation instructions



Lighting calculator



MINO 40 reflector

surface

042-1116037B



Project / Type

Notes

Count / Date

Maintenance Factors

Operating Time [h]	10 000	20 000	30 000	40 000	50 000
LLMF	0.98	0.96	0.94	0.92	0.9
LSF	1	1	1	1	1

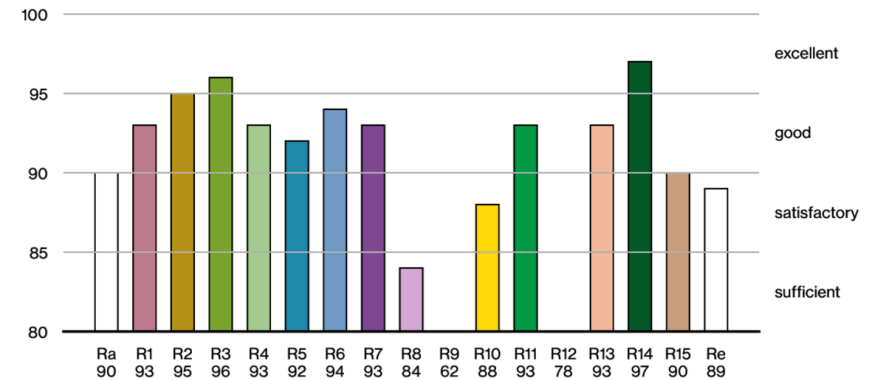
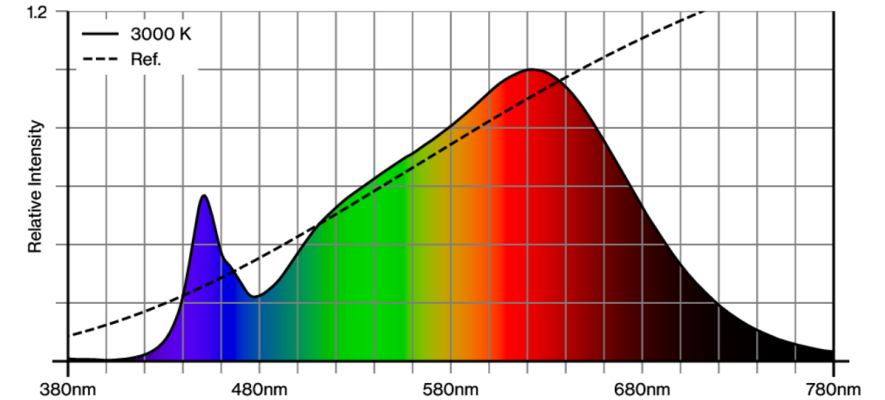
MF	LMF × RSMF × LLMF × LSF	RSMF ^a	Room Surface Maintenance Factor
MF	Maintenance Factor	LLMF	Lamp Lumens Maintenance Factor
LMF ^a	Luminaire Maintenance Factor	LSF	Lamp Survival Factor

^a According to "CIE 97, Maintenance of indoor electric lighting systems", 2005, ISBN 3-900-734-34-8. The values must be determined by the planner.

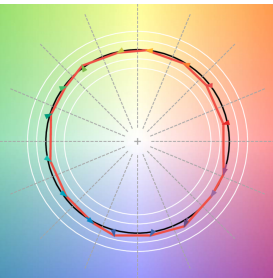
Circuit Breaker Types

Automatic Circuit Breaker Type	Number of Fixtures
B10	13
B13	17
B16	21
B20	27
C10	21
C13	28
C16	35
C20	45

Colour rendering



TM30 colour vector graphic



The black line represents the black body reference. The red line indicates the results of the test light source. The deviation from the test light source to the reference is shown and is marked by arrows. The shorter the arrows, the higher the color rendering.

