

OPAL

MOVE IT PRO


086-6120030 086-60200000



Project / Type

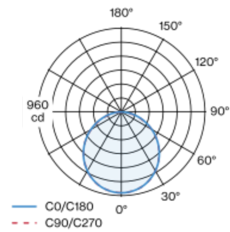
Notes

Count / Date




Linear light inset made of plastic; light inset, incl. high power adapter + converter can be installed flexibly and without tools; flush with profile system; power supplied via MOVE IT PRO system track profile; equipped with specially computed lenses; completely homogeneously illuminated, satin PMMA cover; passive cooling of the LEDs through improved heat sink geometry; light colour 3000 K; binning initial MacAdam ≤ 3 SDCM; CRI ≥ 90 ; min. 90% of luminous flux after 50000 operating hours; energy efficient LEDs with high CRI; degree of protection IP20; PC2; 220-240 V; DALI single control; flicker-free visual comfort through analogue current control (minimum value 1%); light source replaceable by an authorized professional; control gear replaceable by an authorized professional;

Light distribution



Product drawing



General

Ceiling | Track

IP20

2650 lm

1760 lm/m

LED

3000 K

CRI ≥ 90

L90 / 50000 h

initial MacAdam ≤ 3 SDCM

R_g: 99 | R_f: 91 | R₍₁₋₁₅₎: 89

MR 0.61 | MDER 0.55

Optical

Opal | opal (lambertsch)

P_{stLM} ≤ 1.0 ¹ | SVM ≤ 0.4 ¹

Electrical

DALI-2 | 1 DALI Addr.

PC2 | 220-240 V

system 26.4 W

system 100 lm/W ²

18 W/m

Physical

length 1500 mm | width 43 mm | height 13 mm

0.7 kg

¹ Value of containing product at full load (undimmed)
² incl. consideration of optical losses, internal control unit losses & operating device efficiency

Installation instructions



Lighting calculator





Project / Type _____

Notes _____

Count / Date _____

Maintenance Factors

Operating Time [h]	10 000	20 000	30 000	40 000	50 000
LLMF	0.98	0.96	0.94	0.92	0.9
LSF	1	1	1	1	1
MF	LMF × RSMF × LLMF × LSF		RSMF ^a	Room Surface Maintenance Factor	
MF	Maintenance Factor		LLMF	Lamp Lumens Maintenance Factor	
LMF ^a	Luminaire Maintenance Factor		LSF	Lamp Survival Factor	

^a According to "CIE 97, Maintenance of indoor electric lighting systems", 2005, ISBN 3-900-734-34-8. The values must be determined by the planner.

Circuit Breaker Types

Automatic Circuit Breaker Type	Number of Fixtures
B10	17
B13	22
B16	28
C10	22
C13	27
C16	35

Components

OPAL COVER

L-W-H (MM)	ARTICLE NUMBER(S)
1499-43-5	086-60200000

Mounting accessories

END CAPS

TYPE	COLOUR	ARTICLE NUMBER(S)
1 pair for opal and microprismatic	traffic white	086-6091117
1 pair for opal and microprismatic	jet black	086-6091118

Optical accessories

CONTINUOUS OPAL COVER

L-W-H (MM)	ARTICLE NUMBER(S)
6000-43-5	086-60806000
25000-43-5	086-60825000