



reddot winner 2024



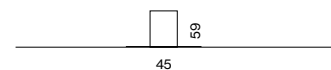
DESIGN
AWARD
2024

Quickinfo

DALI-2

Types

recessed
trimless



Colours



MOVE IT PRO system

trimless

EN Extruded aluminium profile with 45 mm width and 55 mm height; for trimless installation in 12.5 mm plasterboard ceilings; designed for continuous lighting systems; with integrated 3-phase copper conductors + 4 emergency lighting copper conductors (2 emergency lighting circuits) + 2 DALI copper conductors for take off of supply voltage, emergency lighting power supply and DALI signal; customcut possible; surface powder coated; insets, incl. high power adapter + converter can be installed flexibly and without tools; light inserts with different patterns of light distribution, emergency light inserts (escape sign and emergency luminaires) for operation on a central battery system and sensor inserts can be integrated

DE Aluminiumstrangpressprofil mit 45 mm Breite und 55 mm Höhe; für randlosen Einbau in 12,5 mm Gipskartondecken; ausgelegt für durchgehende Lichtsysteme; mit integrierten 3-Phasen Kupferleitern + 4 Notlicht-Kupferleitern (2 Notlichtkreise) + 2 DALI-Kupferleitern für Abnahme von Versorgungsspannung, Notlicht-Spannungsversorgung und DALI Signal; auf Kundenwunsch ablängbar; Oberfläche pulverbeschichtet; flexible und werkzeuglose Montage der Einsätze, inkl. High Power Adapter + Konverter; Lichteinsätze mit unterschiedlichen Abstrahlcharakteristiken, Notlichteinsätze (Retungszeichen- und Sicherheitsleuchten) für den Betrieb an einer Zentralbatterieanlage und Sensor-Einsätze integrierbar



up to 192lm/W
(high efficiency)

Order options

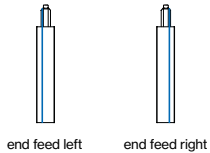
CONTROL

DALI-2

MATERIAL COLOUR

● jet black RAL 9005	8
○ traffic white RAL 9016	7

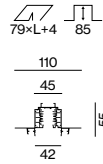
Pole positions



— Position of the neutral conductor



MOVE IT PRO emergency trimless



INSTALLATION TRACK 220 V–250 V/440 V | EM 220 V–250 V

L (mm)		ORDER CODE
1000	channel	086-512113
2000	channel	086-512213
3000	channel	086-512313
4000	channel	086-512413
custom cut	channel	E83810

Accessories

END CAPS



TYPE	ORDER CODE
end cap	086-522011

BLIND COVER



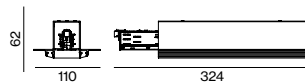
L (mm)		ORDER CODE
1000	blind cover (aluminium)	086-601000
2000	blind cover (aluminium)	086-603000
3000	blind cover (aluminium)	086-605000



25000	blind cover	086-608250
-------	-------------	------------

POWER FEEDER WITH EMERGENCY CONDUCTORS


supply 220-250V/440V | EM 220-250V



TYPE	ORDER CODE
end feed poles right	086-522313
end feed poles left	086-522413
middle feed	086-522323

POWER FEEDER WITHOUT EMERGENCY CONDUCTORS

supply 220-250V/440V



TYPE	ORDER CODE
intrack feed (incl. cable 3000 mm)	086-5213338

CONNECTOR

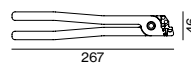


TYPE	ORDER CODE
linear connector electrical	086-5211138

MOUNTING ACCESSORIES



TYPE	ORDER CODE
mechanical linear connector (pair)	050-2011110

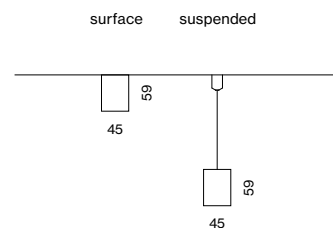


conductors cutting tool	086-5219110
-------------------------	-------------

Quickinfo

DALI-2

Types



connectors



L-connector



T-connector



X-connector

Colours



reddot winner 2024

DESIGN
AWARD
2024

MOVE IT PRO system

surface/suspended

EN Extruded aluminium profile with 45 mm width and 59 mm height; for ceiling surface mounting or suspended mounting (cable suspension); height adjustment without tools; designed for continuous lighting systems, L / T / X connectors for flexible system design; with integrated 3-phase copper conductors + 4 emergency lighting copper conductors (2 emergency lighting circuits) + 2 DALI copper conductors for take off of supply voltage, emergency lighting power supply and DALI signal; customcut possible; surface powder coated; insets, incl. high power adapter + converter can be installed flexibly and without tools; light inserts with different patterns of light distribution, emergency light inserts (escape sign and emergency luminaires) for operation on a central battery system and sensor inserts can be integrated

DE Aluminiumstrangpressprofil mit 45 mm Breite und 59 mm Höhe; für Deckenanbaumontage oder für abgehängte Montage (Seilabhängung); werkzeuglose Höhenverstellung; ausgelegt für durchgehende Lichtsysteme, L- / T- / X-Verbinder für flexiblen Systemaufbau; mit integrierten 3-Phasen Kupferleitern + 4 Notlicht-Kupferleitern (2 Notlichtkreise) + 2 DALI-Kupferleitern für Abnahme von Versorgungsspannung, Notlicht-Spannungsversorgung und DALI Signal; auf Kundenwunsch ablängbar; Oberfläche pulverbeschichtet; flexible und werkzeuglose Montage der Einsätze, inkl. High Power Adapter + Konverter; Lichteinsätze mit unterschiedlichen Abstrahlcharakteristiken, Notlichteinsätze (Rettungszeichen- und Sicherheitsleuchten) für den Betrieb an einer Zentralbatterieanlage und Sensor-Einsätze integrierbar

up to 192 lm/W
(high efficiency)

Order options

CONTROL

DALI-2

MATERIAL COLOUR

● jet black RAL 9005	8
○ traffic white RAL 9016	7

MATERIAL COLOUR CABLE SUSPENSION

black	8
chrome	0



MOVE IT PRO emergency surface / suspended



INSTALLATION TRACK 220 V–250 V/440 V | EM 220 V–250 V

L (mm)		ORDER CODE
1000	channel	086-511113
2000	channel	086-511213
3000	channel	086-511313
4000	channel	086-511413
custom cut	channel	E83820 . . .

Accessories

END CAPS

TYPE	ORDER CODE
end cap	086-521011

BLIND COVER

L (mm)		ORDER CODE
1000	blind cover (aluminium)	086-601000
2000	blind cover (aluminium)	086-603000
3000	blind cover (aluminium)	086-605000
25000	blind cover	086-608250

POWER FEEDER WITH EMERGENCY CONDUCTORS

supply 220-250V/440 V | EM 220-250 V

TYPE	ORDER CODE
end feed poles right	086-521413
end feed poles left	086-521313
middle feed	086-521323

POWER FEEDER WITHOUT EMERGENCY CONDUCTORS

supply 220-250V/440 V

TYPE	ORDER CODE
intrack feed (incl. cable 3000mm)	086-521338

CONNECTORS

TYPE	ORDER CODE
linear connector electrical	086-5211138
L-connector poles external	086-521133
L-connector poles internal	086-521233
L-connector mechanical	086-521230
T-connector poles internal right	086-521143
T-connector poles internal left	086-521243
T-connector poles external right	086-521173
T-connector poles external left	086-521273
T-connector (mechanical)	086-521240
X-connector	086-521153
X-connector (mechanical)	086-521150

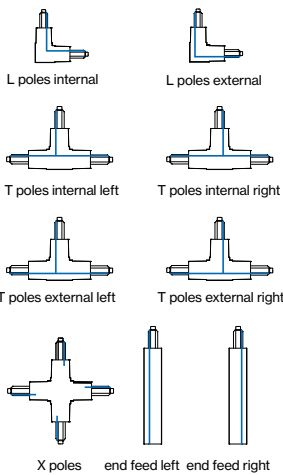
MOUNTING ACCESSORIES

TYPE	ORDER CODE
ceiling fastener	086-521511
suspension bracket	086-521521
linear suspension connector (mechanical)	086-521531
linear connector (mechanical)	086-521110
conductors cutting tool	086-5219110
drilling template for indirect inset	086-5219510

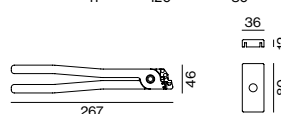
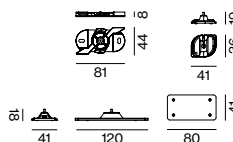
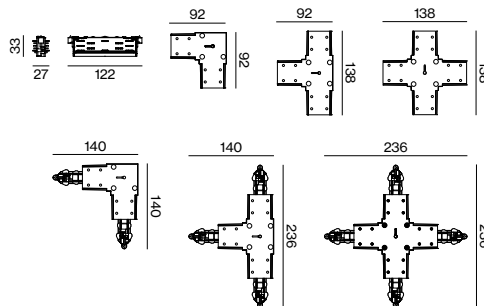
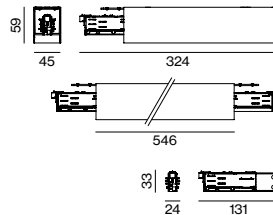
CABLE SUSPENSION

TYPE	L (mm)	ORDER CODE
cable suspension	1500	086-521711
cable suspension	3000	086-521721
cable suspension	6000	086-521731
connector cable suspension	1500	058-301811
connector cable suspension	3000	058-301821
connector cable suspension	6000	058-301831
tool for connector cable suspension		050-2049210

Pole positions



— Position of the neutral conductor

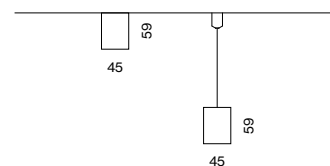


Quickinfo

DALI-2

Types

surface suspended



connector



L-connector

Colours



reddot winner 2024

DESIGN
AWARD
2024

MOVE IT PRO emergency SELV system

surface/suspended

EN Extruded aluminium profile with 45 mm width and 59 mm height; for ceiling surface mounting or suspended mounting (cable suspension); height adjustment without tools; designed for continuous lighting systems, L connectors for flexible system design; with integrated 3-phase copper conductors + 4 emergency lighting copper conductors (2 emergency lighting circuits SELV) + 2 DALI copper conductors for take off of supply voltage, emergency lighting power supply and DALI signal; customcut possible; surface powder coated; insets, incl. high power adapter + converter can be installed flexibly and without tools; light inserts with different patterns of light distribution, emergency light inserts (escape sign and emergency luminaires) for operation on a central battery system and sensor inserts can be integrated

DE Aluminiumstrangpressprofil mit 45 mm Breite und 59 mm Höhe; für Deckenanbaumontage oder für abgehängte Montage (Seilabhängung); werkzeuglose Höhenverstellung; ausgelegt für durchgehende Lichtsysteme, L-Verbinder für flexiblen Systemaufbau; mit integrierten 3-Phasen Kupferleitern + 4 Notlicht-Kupferleitern (2 Notlichtkreise SELV) + 2 DALI-Kupferleitern für Abnahme von Versorgungsspannung, Notlicht-Spannungsversorgung und DALI Signal; auf Kundenwunsch ablängbar; Oberfläche pulverbeschichtet; flexible und werkzeuglose Montage der Einsätze, inkl. High Power Adapter + Konverter; Lichteinsätze mit unterschiedlichen Abstrahlcharakteristiken, Notlichteinsätze (Rettungszeichen- und Sicherheitsleuchten) für den Betrieb an einer Zentralbatterieanlage und Sensor-Einsätze integrierbar

up to 192 lm/W
(high efficiency)

Order options

CONTROL

DALI-2

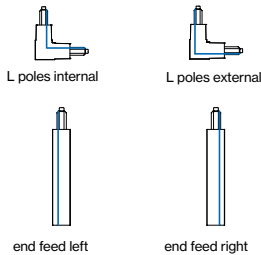
MATERIAL COLOUR

● jet black RAL 9005	8
○ traffic white RAL 9016	7

MATERIAL COLOUR CABLE SUSPENSION

black	8
chrome	0

Pole options



— Position of the neutral conductor



MOVE IT PRO emergency SELV surface/suspended



INSTALLATION TRACK 220 V–250 V/440 V | EM 0–60 V

L (mm)		ORDER CODE
1000	channel	086-531113
2000	channel	086-531213
3000	channel	086-531313
4000	channel	086-531413
custom cut	channel	E83840

Accessories

END CAPS

TYPE	ORDER CODE
end cap	086-521011

BLIND COVER

L (mm)		ORDER CODE
1000	blind cover (aluminium)	086-601000
2000	blind cover (aluminium)	086-603000
3000	blind cover (aluminium)	086-605000
25000	blind cover	086-608250

POWER FEEDER WITH EMERGENCY CONDUCTORS

supply 220-250V/440V | EM 0-48V

TYPE	ORDER CODE
end feed poles right	086-541413
end feed poles left	086-541313
middle feed	086-541323

POWER FEEDER WITHOUT EMERGENCY CONDUCTORS

supply 220-250V/440V

TYPE	ORDER CODE
intrack feed (incl. cable 3000 mm)	086-521333

CONNECTORS

TYPE	ORDER CODE
linear connector electrical	086-541113
L-connector poles external	086-541133
L-connector poles internal	086-541233
L-connector mechanical	086-521230

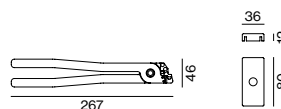
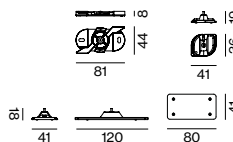
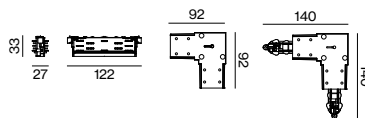

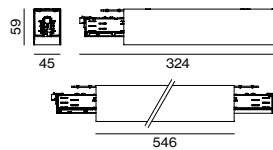
MOUNTING ACCESSORIES

TYPE	ORDER CODE
ceiling fastener	086-521511
suspension bracket	086-521521
linear suspension connector (mechanical)	086-521531
linear connector (mechanical)	086-521110

conductors cutting tool	086-521911
drilling template for indirect inset	086-521951

CABLE SUSPENSION

TYPE	L (mm)	ORDER CODE
cable suspension	1500	086-521711
cable suspension	3000	086-521721
cable suspension	6000	086-521731
connector cable suspension	1500	058-301811
connector cable suspension	3000	058-301821
connector cable suspension	6000	058-301831
tool for connector cable suspension		050-204921

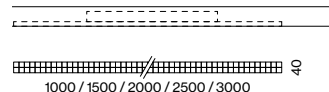


Quickinfo

2700 K, 3000 K, 3500 K, 4000 K
 CRI ≥ 80 , CRI ≥ 90 , 3 SDCM
 UGR ≤ 19 / $65^\circ \leq 1500$ cd/m²
 up to 187 lm/W
 up to 2940 lm/m
 L90 @ 50 000 h
 DALI-2

Types

louver



Colours



Light distribution



super
wide
flood



reddot winner 2024

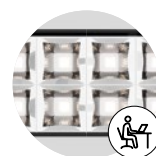


LOUVER

linear inset

EN Linear light inset made of plastic; light inset, incl. high power adapter + converter can be installed flexibly and without tools; flush with profile system; high quality reflector with micro-faceted, aluminum-vaporised surface; precise radiation characteristic with symmetrical light distribution; for use in schools and offices; energy-efficient LEDs with very good colour rendering

DE Linear-Lichteinsatz aus Kunststoff; Lichteinsatz, inkl. High Power Adapter + Konverter, werkzeuglos einsetz- und verschiebbar; bündig im Profilsystem; hochwertiger Reflektor mit mikrofaccettierter, aluminiumbedampfter Oberfläche; präzise Abstrahlcharakteristik mit symmetrischer Lichtverteilung; für den Einsatz in Schulen und im Bürobereich; energieeffiziente LEDs mit sehr guter Farbwiedergabe



DIN EN 12464-1
 UGR ≤ 19



up to 187 lm/W
 (high efficiency)

Order options

COLOUR TEMPERATURE

2700 K CRI ≥ 90	9
3000 K CRI ≥ 90	0
3500 K CRI ≥ 90	2
4000 K CRI ≥ 90	1
2700 K CRI ≥ 80	4
3000 K CRI ≥ 80	5
3500 K CRI ≥ 80	7
4000 K CRI ≥ 80	6

CONTROL

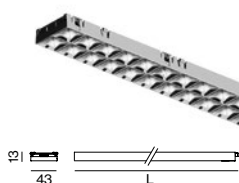
DALI-2

LIGHT OPTIC

super wide flood 74°

MATERIAL COLOUR

chrome reflector	4
black reflector	8



LOUVER inset



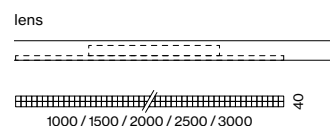
REFLECTOR WIDE

SYSTEM POWER	COLOUR TEMP.	LUM. FLUX	L (mm)	ORDER CODE
18.4 W	2700 K	2580 lm	1000	0 8 6 - 6 4 1 0 :: 3 X
	3000 K	2580 lm		
	3500 K	2760 lm		
	4000 K	2940 lm		
26.7 W	2700 K	3870 lm	1500	0 8 6 - 6 4 2 0 :: 3 X
	3000 K	3870 lm		
	3500 K	4140 lm		
	4000 K	4400 lm		
34 W	2700 K	5160 lm	2000	0 8 6 - 6 4 3 0 :: 3 X
	3000 K	5160 lm		
	3500 K	5520 lm		
	4000 K	5870 lm		
41 W	2700 K	6450 lm	2500	0 8 6 - 6 4 4 0 :: 3 X
	3000 K	6450 lm		
	3500 K	6890 lm		
	4000 K	7340 lm		
47 W	2700 K	7740 lm	3000	0 8 6 - 6 4 5 0 :: 3 X
	3000 K	7740 lm		
	3500 K	8270 lm		
	4000 K	8810 lm		

Quickinfo

2700 K, 3000 K, 3500 K, 4000 K
 CRI ≥ 80 , CRI ≥ 90 , 3 SDCM
 UGR ≤ 19
 up to 189 lm/W
 up to 2900 lm/m
 L90 @ 50 000 h
 DALI-2

Types



Colour



Light distribution



wide
flood



reddot winner 2024



DESIGN
AWARD
2024

LENS

linear inset

EN Linear light inset made of plastic; light inset, incl. high power adapter + converter can be installed flexibly and without tools; flush with profile system; equipped with specially computed wide beam lenses; precise radiation characteristic with symmetrical light distribution; for use in schools and offices; energy-efficient LEDs with very good colour rendering

DE Linear-Lichteinsatz aus Kunststoff; Lichteinsatz, inkl. High Power Adapter + Konverter, werkzeuglos einsetz- und verschiebbar; bündig im Profilsystem; bestückt mit speziell berechneten wide beam Linsen; präzise Abstrahlcharakteristik mit symmetrischer Lichtverteilung; für den Einsatz in Schulen und im Bürobereich; energieeffiziente LEDs mit sehr guter Farbwiedergabe



DIN EN 12464-1
UGR ≤ 19




up to 189 lm/W
(high efficiency)

Order options

COLOUR TEMPERATURE	
2700 K CRI ≥ 90	9
3000 K CRI ≥ 90	0
3500 K CRI ≥ 90	2
4000 K CRI ≥ 90	1
2700 K CRI ≥ 80	4
3000 K CRI ≥ 80	5
3500 K CRI ≥ 80	7
4000 K CRI ≥ 80	6

CONTROL
DALI-2

LIGHT OPTIC
wide flood 68°



LENS inset



LENS WIDE

SYSTEM POWER	COLOUR TEMP.	LUM. FLUX	L (mm)	ORDER CODE
18.2 W	3000 K	2590 lm	1000	0 8 6 - 6 7 1 0 : 30 W
	3500 K	2770 lm		
	4000 K	2940 lm		
26.4 W	3000 K	3880 lm	1500	0 8 6 - 6 7 2 0 : 30 W
	3500 K	4150 lm		
	4000 K	4420 lm		
33 W	3000 K	5170 lm	2000	0 8 6 - 6 7 3 0 : 30 W
	3500 K	5530 lm		
	4000 K	5890 lm		
41 W	3000 K	6470 lm	2500	0 8 6 - 6 7 4 0 : 30 W
	3500 K	6910 lm		
	4000 K	7360 lm		
46 W	3000 K	7760 lm	3000	0 8 6 - 6 7 5 0 : 30 W
	3500 K	8300 lm		
	4000 K	8830 lm		


LUMINOUS FLUX value calculated for
CRI ≥ 80, CRI ≥ 90 -17%

Quickinfo

2700 K, 3000 K, 3500 K, 4000 K
CRI ≥ 80, CRI ≥ 90, 3 SDCM
up to 163 lm/W
up to 2590 lm/m
L90 @ 50 000 h
DALI-2

Types

lens wallwasher



Colour



Light distribution



wall
wash.



reddot winner 2024



DESIGN
AWARD
2024

LENS

linear inset

EN Linear light inset made of plastic; light inset, incl. high power adapter + converter can be installed flexibly and without tools; flush with profile system; equipped with specially computed wallwasher lenses; precise radiation characteristic with asymmetrical light distribution; energy-efficient LEDs with very good colour rendering

DE Linear-Lichteinsatz aus Kunststoff; Lichteinsatz, inkl. High Power Adapter + Konverter, werkzeuglos einsetz- und verschiebbar; bündig im Profilsystem; bestückt mit speziell berechneten wallwasher Linsen; präzise Abstrahlcharakteristik mit asymmetrischer Lichtverteilung; energieeffiziente LEDs mit sehr guter Farbwiedergabe



up to 190 lm/W
(high efficiency)

Order options

COLOUR TEMPERATURE

2700 K CRI ≥ 90	9
3000 K CRI ≥ 90	0
3500 K CRI ≥ 90	2
4000 K CRI ≥ 90	1
2700 K CRI ≥ 80	4
3000 K CRI ≥ 80	5
3500 K CRI ≥ 80	7
4000 K CRI ≥ 80	6

CONTROL

DALI-2

LIGHT OPTIC

wallwasher



LENS inset



LENS WALLWASHER

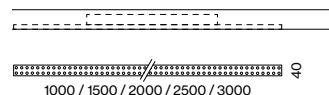
SYSTEM POWER	COLOUR TEMP.	LUM. FLUX	L (mm)	ORDER CODE
18.4 W	3000 K	2270 lm	1000	0 8 6 - 6 7 1 0 :: 30 A
	4000 K	2590 lm		
26.7 W	3000 K	3330 lm	1500	0 8 6 - 6 7 2 0 :: 30 A
	4000 K	3790 lm		
34 W	3000 K	4440 lm	2000	0 8 6 - 6 7 3 0 :: 30 A
	4000 K	5050 lm		
41 W	3000 K	5550 lm	2500	0 8 6 - 6 7 4 0 :: 30 A
	4000 K	6310 lm		
46 W	3000 K	6650 lm	3000	0 8 6 - 6 7 5 0 :: 30 A
	4000 K	7580 lm		

Quickinfo

2700 K, 3000 K, 3500 K, 4000 K
 CRI ≥ 80 , CRI ≥ 90 , 3 SDCM
 UGR $\leq 16, 19 / 65^\circ \leq 1500 \text{ cd/m}^2$
 up to 183 lm/W
 up to 2870 lm/m
 L90 @ 50 000 h
 DALI-2

Types

spot line



Colours



Light distributions



reddot winner 2024




SPOT LINE

linear inset

EN Linear light inset made of plastic; light inset, incl. high power adapter + converter can be installed flexibly and without tools; flush with profile system; fitted with single LED light points; good glare reduction due to recessed light point plane; despite this increased efficiency through special lens technology; inserted lenses with medium or wide flood radiation characteristic; for use in schools, retail and offices; energy-efficient LEDs with very good colour rendering

DE Linear-Lichteinsatz aus Kunststoff; Lichteinsatz, inkl. High Power Adapter + Konverter, werkzeuglos einsetz- und verschiebbar; bündig im Profilsystem; bestückt mit LED Einzellichtpunkten; gute Entblendung durch zurückversetzte Lichtpunktebene; trotzdem erhöhte Effizienz durch spezielle Linsentechnik; eingesetzte Linsen mit medium oder wide flood Strahlungscharakteristik; für den Einsatz in Schulen, Retail- und im Bürobereich; energieeffiziente LEDs mit sehr guter Farbwiedergabe



DIN EN 12464-1
 UGR ≤ 16



up to 183 lm/W
 (high efficiency)

Order options

COLOUR TEMPERATURE

2700 K CRI ≥ 90	9
3000 K CRI ≥ 90	0
3500 K CRI ≥ 90	2
4000 K CRI ≥ 90	1
2700 K CRI ≥ 80	4
3000 K CRI ≥ 80	5
3500 K CRI ≥ 80	7
4000 K CRI ≥ 80	6

CONTROL

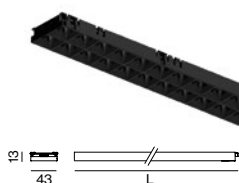
DALI-2

LIGHT OPTIC

medium 28°	M
wide flood 67°	W

MATERIAL COLOUR

○ traffic white RAL 9016	7
● jet black RAL 9005	8
● gold	9



SPOT LINE inset



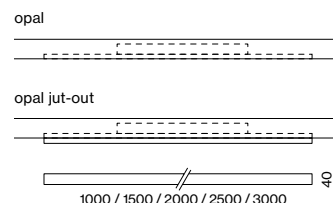
SPOT LINE

SYSTEM POWER	COLOUR TEMP.	LUM. FLUX	L (mm)	ORDER CODE
18.4 W	2700 K	2460 lm	1000	0 8 6 - 6 3 1 0 :: 3 ▲
	3000 K	2460 lm		
	3500 K	2630 lm		
	4000 K	2800 lm		
26.7 W	2700 K	3700 lm	1500	0 8 6 - 6 3 2 0 :: 3 ▲
	3000 K	3700 lm		
	3500 K	3950 lm		
	4000 K	4210 lm		
34 W	2700 K	4930 lm	2000	0 8 6 - 6 3 3 0 :: 3 ▲
	3000 K	4930 lm		
	3500 K	5270 lm		
	4000 K	5610 lm		
41 W	2700 K	6160 lm	2500	0 8 6 - 6 3 4 0 :: 3 ▲
	3000 K	6160 lm		
	3500 K	6580 lm		
	4000 K	7010 lm		
47 W	2700 K	7390 lm	3000	0 8 6 - 6 3 5 0 :: 3 ▲
	3000 K	7390 lm		
	3500 K	7900 lm		
	4000 K	8410 lm		

Quickinfo

2700K, 3000K, 3500K, 4000K
CRI ≥ 80, CRI ≥ 90, 3 SDCM
up to 152lm/W
up to 2330lm/m
L90 @ 50000h
DALI-2

Types



Colours



Light distribution



reddot winner 2024



DESIGN
AWARD
2024

OPAL

linear inset

EN Linear light inset made of plastic; light inset, incl. high power adapter + converter can be installed flexibly and without tools; flush or 12mm protruding in the profile system; equipped with specially computed lenses; homogeneously illuminated, satinised PMMA cover; energy-efficient LEDs with very good colour rendering


DE Linear-Lichteinsatz aus Kunststoff; Lichteinsatz, inkl. High Power Adapter + Konverter, werkzeuglos einsetz- und verschiebbar; bündig oder 12mm hervorstehtend im Profilsystem; bestückt mit speziell berechneten Linsen; homogen ausgeleuchtete, satinierte PMMA-Abdeckung; energieeffiziente LEDs mit sehr guter Farbwiedergabe



opal



opal jut-out



continuous
cover



up to 152lm/W
(high efficiency)

Order options

COLOUR TEMPERATURE

2700 K CRI ≥ 90	9
3000 K CRI ≥ 90	0
3500 K CRI ≥ 90	2
4000 K CRI ≥ 90	1
2700 K CRI ≥ 80	4
3000 K CRI ≥ 80	5
3500 K CRI ≥ 80	7
4000 K CRI ≥ 80	6

CONTROL


DALI-2

LIGHT OPTIC

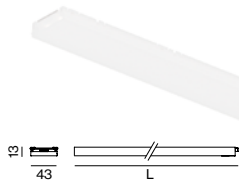
opal

MATERIAL COLOUR

○ traffic white RAL 9016	7
● jet black RAL 9005	8



OPAL inset



LIGHT INSET

SYSTEM POWER	COLOUR TEMP.	LUM. FLUX (flush)	LUM. FLUX (jut-out)	L (mm)	ORDER CODE
18.2 W	2700 K	2050 lm	2210 lm	1000	0 8 6 - 6 1 1 0 : 30
	3000 K	2050 lm	2210 lm		
	3500 K	2190 lm	2360 lm		
	4000 K	2330 lm	2510 lm		
26.4 W	2700 K	3070 lm	3310 lm	1500	0 8 6 - 6 1 2 0 : 30
	3000 K	3070 lm	3310 lm		
	3500 K	3280 lm	3540 lm		
	4000 K	3490 lm	3770 lm		
33 W	2700 K	4090 lm	4420 lm	2000	0 8 6 - 6 1 3 0 : 30
	3000 K	4090 lm	4420 lm		
	3500 K	4370 lm	4720 lm		
	4000 K	4660 lm	5030 lm		
41 W	2700 K	5110 lm	5520 lm	2500	0 8 6 - 6 1 4 0 : 30
	3000 K	5110 lm	5520 lm		
	3500 K	5470 lm	5900 lm		
	4000 K	5820 lm	6280 lm		
46 W	2700 K	6140 lm	6630 lm	3000	0 8 6 - 6 1 5 0 : 30
	3000 K	6140 lm	6630 lm		
	3500 K	6560 lm	7080 lm		
	4000 K	6980 lm	7540 lm		

Accessories

END CAPS

TYPE	ORDER CODE
opal	0 8 6 - 6 0 9 1 1 1 : 30
opal jut-out	0 8 6 - 6 0 9 1 3 1 : 30

COVER

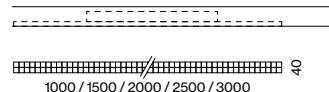
TYPE	L (mm)	ORDER CODE
continuous opal cover	6000	0 8 6 - 6 0 8 0 6 0 0 0
continuous opal cover	25000	0 8 6 - 6 0 8 2 5 0 0 0
opal cover	999	0 8 6 - 6 0 1 0 0 0 0 0
opal cover	1499	0 8 6 - 6 0 2 0 0 0 0 0
opal cover	1999	0 8 6 - 6 0 3 0 0 0 0 0
opal cover	2498	0 8 6 - 6 0 4 0 0 0 0 0
opal cover	2998	0 8 6 - 6 0 5 0 0 0 0 0
opal jut-out cover	999	0 8 6 - 6 0 5 0 0 0 0 J
opal jut-out cover	1499	0 8 6 - 6 0 2 0 0 0 0 J
opal jut-out cover	1999	0 8 6 - 6 0 3 0 0 0 0 J
opal jut-out cover	2498	0 8 6 - 6 0 4 0 0 0 0 J
opal jut-out cover	2998	0 8 6 - 6 0 5 0 0 0 0 J

Quickinfo

2700 K, 3000 K, 3500 K, 4000 K
 CRI ≥ 80 , CRI ≥ 90 , 3 SDCM
 UGR ≤ 19 / $65^\circ \leq 3000$ cd/m²
 up to 129 lm/W
 up to 1940 lm/m
 L90 @ 50 000 h
 DALI-2

Types

microprismatic



Colours



Light distribution



micropr.



reddot winner 2024




DESIGN
AWARD
2024

MICROPRISMATIC

linear inset

EN Linear light inset made of plastic; light inset, incl. high power adapter + converter can be installed flexibly and without tools; flush with profile system; completely homogeneously illuminated, microprismatic PMMA cover; for use in offices; energy-efficient LEDs with very good colour rendering

DE Linear-Lichteinsatz aus Kunststoff; Lichteinsatz, inkl. High Power Adapter + Konverter, werkzeuglos einsetz- und verschiebbar; bündig im Profilsystem; absolut homogen ausgeleuchtete, mikroprismatische PMMA-Abdeckung; für den Einsatz im Bürobereich; energieeffiziente LEDs mit sehr guter Farbwiedergabe



continuous
cover



up to 129 lm/W
(high efficiency)

Order options

COLOUR TEMPERATURE

2700 K CRI ≥ 90	9
3000 K CRI ≥ 90	0
3500 K CRI ≥ 90	2
4000 K CRI ≥ 90	1
2700 K CRI ≥ 80	4
3000 K CRI ≥ 80	5
3500 K CRI ≥ 80	7
4000 K CRI ≥ 80	6

CONTROL


DALI-2

LIGHT OPTIC

microprismatic

MATERIAL COLOUR

○ traffic white RAL 9016	7
● jet black RAL 9005	8



MICROPRISMATIC inset

UGR
≤ 22CRI
≥ 90DALI
1 ADDR.

220-240V

X-PERT

X-PERT

LIGHT INSET UGR ≤ 22

SYSTEM POWER	COLOUR TEMP.	LUM. FLUX	L (mm)	ORDER CODE
18.2 W	3000 K	1710 lm	1000	0 8 6 - 6 1 1 0 : 30
	4000 K	1940 lm		
26.4 W	3000 K	2560 lm	1500	0 8 6 - 6 1 2 0 : 30
	4000 K	2910 lm		
33 W	3000 K	3420 lm	2000	0 8 6 - 6 1 3 0 : 30
	4000 K	3890 lm		
41 W	3000 K	4270 lm	2500	0 8 6 - 6 1 4 0 : 30
	4000 K	4860 lm		
46 W	3000 K	5120 lm	3000	0 8 6 - 6 1 5 0 : 30
	4000 K	5830 lm		

UGR
≤ 19cd/m²
≤ 3000CRI
≥ 90DALI
1 ADDR.

220-240V

X-PERT

X-PERT

LIGHT INSET UGR ≤ 19

SYSTEM POWER	COLOUR TEMP.	LUM. FLUX	L (mm)	ORDER CODE
8 W	3000 K	768 lm	1000	0 8 6 - 6 2 1 0 : 30
	4000 K	873 lm		
11.6 W	3000 K	1150 lm	1500	0 8 6 - 6 2 2 0 : 30
	4000 K	1310 lm		
14.7 W	3000 K	1540 lm	2000	0 8 6 - 6 2 3 0 : 30
	4000 K	1750 lm		
17.9 W	3000 K	1920 lm	2500	0 8 6 - 6 2 4 0 : 30
	4000 K	2180 lm		
20.3 W	3000 K	2300 lm	3000	0 8 6 - 6 2 5 0 : 30
	4000 K	2620 lm		

Accessories

END CAPS

TYPE

end caps pair for microprismatic

ORDER CODE

0 8 6 - 6 0 9 1 1 1

COVER

TYPE

continuous microprismatic cover
continuous microprismatic cover
microprismatic cover
microprismatic cover
microprismatic cover
microprismatic cover
microprismatic cover

L (mm)

6000
25000
999
1499
1999
2498
2998

ORDER CODE

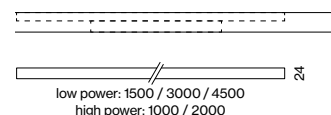
0 8 6 - 6 0 8 0 6 0 0 P
0 8 6 - 6 0 8 2 5 0 0 P
0 8 6 - 6 0 1 0 0 0 0 P
0 8 6 - 6 0 2 0 0 0 0 P
0 8 6 - 6 0 3 0 0 0 0 P
0 8 6 - 6 0 4 0 0 0 0 P
0 8 6 - 6 0 5 0 0 0 0 P

Quickinfo

2700 K, 3000 K, 3500 K, 4000 K
 CRI ≥ 80 , CRI ≥ 90 , 3 SDCM
 up to 162 lm/W
 up to 3400 lm/m
 L90 @ 50 000 h
 DALI-2

Types

indirect



Colour



Light distribution



indirect



reddot winner 2024



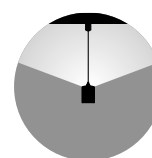
DESIGN
AWARD
2024

INDIRECT

linear inset

EN Linear light inset made of plastic; light inset, incl. high power adapter + converter can be installed flexibly and without tools; flush with profile system; with indirect light component for additional accentuation of the ceiling; high quality lens system for maximum, homogeneous ceiling illumination; energy-efficient LEDs with very good colour rendering

DE Linear-Lichteinsatz aus Kunststoff; Lichteinsatz, inkl. High Power Adapter + Konverter, werkzeuglos einsetz- und verschiebbar; bündig im Profilsystem; mit indirekter Lichtkomponente für zusätzliche Akzentuierung der Decke; hochwertige Linsenoptik für maximale, homogene Deckenaufhellung; energieeffiziente LEDs mit sehr guter Farbwiedergabe



170° indirect
illumination

Order options

COLOUR TEMPERATURE


2700 K CRI ≥ 90	9
3000 K CRI ≥ 90	0
3500 K CRI ≥ 90	2
4000 K CRI ≥ 90	1
2700 K CRI ≥ 80	4
3000 K CRI ≥ 80	5
3500 K CRI ≥ 80	7
4000 K CRI ≥ 80	6

CONTROL

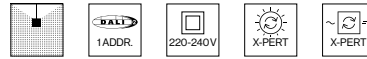
DALI-2

LIGHT OPTIC

batwing



INDIRECT inset



INDIRECT BATWING LOW POWER

SYSTEM POWER	COLOUR TEMP.	LUM. FLUX	L (mm)	ORDER CODE
17.7 W	2700 K	2240 lm	1472	0 8 6 - 6 8 2 0 :: 30 B
	3000 K	2240 lm		
	3500 K	2400 lm		
	4000 K	2550 lm		
32 W	2700 K	4480 lm	2942	0 8 6 - 6 8 5 0 :: 30 B
	3000 K	4480 lm		
	3500 K	4790 lm		
	4000 K	5100 lm		
47 W	2700 K	6720 lm	4412	0 8 6 - 6 8 8 0 :: 30 B
	3000 K	6720 lm		
	3500 K	7190 lm		
	4000 K	7650 lm		

INDIRECT BATWING HIGH POWER

SYSTEM POWER	COLOUR TEMP.	LUM. FLUX	L (mm)	ORDER CODE
24.3 W	2700 K	2990 lm	982	0 8 6 - 6 8 1 5 :: 30 B
	3000 K	2990 lm		
	3500 K	3190 lm		
	4000 K	3400 lm		
43 W	2700 K	5980 lm	1962	0 8 6 - 6 8 3 5 :: 30 B
	3000 K	5980 lm		
	3500 K	6390 lm		
	4000 K	6800 lm		

Accessories



MOUNTING ACCESSORIES

TYPE	ORDER CODE
drilling template for indirect inset	0 8 6 - 5 2 1 9 5 1 0

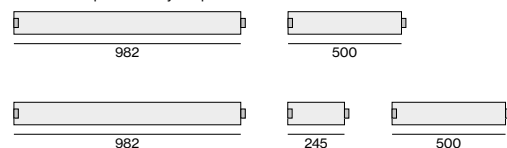
INDIRECT EXTENSION

SYSTEM POWER	COLOUR TEMP.	LUM. FLUX	L (mm)	ORDER CODE
2.6 W low power	2700 K	374 lm	245	0 8 6 - 6 8 0 0 :: 30 B
	3000 K	374 lm		
	3500 K	399 lm		
	4000 K	425 lm		
5.4 W high power	2700 K	747 lm	245	0 8 6 - 6 8 0 5 :: 30 B
	3000 K	747 lm		
	3500 K	799 lm		
	4000 K	850 lm		

max. inset length per driver: low power 4500 mm, high power 2000 mm
without power supply

Example for extension

1500 mm Scope of delivery low power PCBA

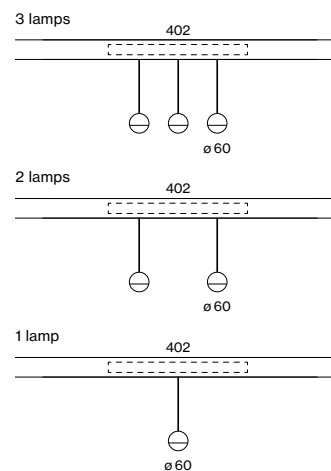


Extension by 250 mm PCBA (new total length 1750 mm)

Quickinfo

2700 K, 3000 K, 3500 K, 4000 K
CRI ≥ 90, 2 SDCM
up to 111lm/W
L80 @ 50 000 h
DALI-2

Types



Colours



Light distribution



reddot winner 2024

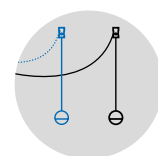


NOBA

decorative inset

EN Decorative pendant light inset made of aluminium; choice of single lamp, double lamps or triple lamp; light inset, incl. high power adapter + converter can be installed flexibly and without tools; surface polished chrome, brushed aluminium or powder coated; pendant fitting with suspension, incl. feed (black); can be individually shortened; high quality plano-convex glass lens; no multiple shadows; energy-efficient LEDs with very good colour rendering; ceiling mounting rings for multiple positioning of the luminaire in the room available as accessory

DE Dekorativer Pendelleuchten-Lichteinsatz aus Aluminium; wahlweise ein-, zwei- oder dreiflämmig; Lichteinsatz, inkl. High Power Adapter + Konverter, werkzeuglos einsetz- und verschiebbar; Oberfläche chrom poliert, Aluminium gebürstet oder pulverbeschichtet; abgependelt mit Pendelabhängung, inkl. Einspeiseleitung (schwarz); beliebig kürzbar; hochwertige plan-konvexe Glaslinse; keine Mehrfachschatten; energieeffiziente LEDs mit sehr guter Farbwiedergabe; Deckenmontageringe für multiple Positionierung der Leuchte im Raum als Zubehör erhältlich



free positioning
by cable and hook



high quality
glass lens

Order options

MOUNTING

suspension 2000 mm

COLOUR TEMPERATURE

2700K	9
3000K	0
3500K	2
4000K	1

CONTROL

DALI-2

MATERIAL COLOUR

○ traffic white RAL 9016	7
● jet black RAL 9005	8
● brushed aluminium	6
● chrome	4
● gun metal	5
● brushed brass	3
● rose gold	9

MATERIAL COLOUR

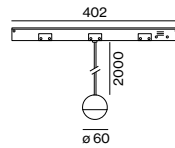
ACCESSORIES / DRIVER

○ traffic white RAL 9016	7
● jet black RAL 9005	8

BEAM ANGLE

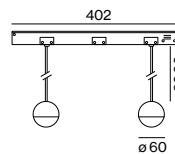
wide flood 67°

NOBA 60



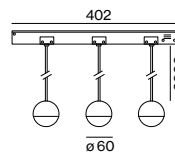
DOWNLIGHT 1 LAMP

SYSTEM POWER	COLOUR TEMP.	LUMINOUS FLUX	ORDER CODE
14.1W	2700K	1040lm	086-7110033W
	3000K	1090lm	
	3500K	1140lm	
	4000K	1170lm	



DOWNLIGHT 2 LAMPS

SYSTEM POWER	COLOUR TEMP.	LUMINOUS FLUX	ORDER CODE
28.2W	2700K	2080lm	086-7110333W
	3000K	2180lm	
	3500K	2280lm	
	4000K	2340lm	



DOWNLIGHT 3 LAMPS

SYSTEM POWER	COLOUR TEMP.	LUMINOUS FLUX	ORDER CODE
41W	2700K	3120lm	086-7120333W
	3000K	3270lm	
	3500K	3410lm	
	4000K	3510lm	

Mounting accessories



HOOK ceiling mounted

TYPE	Ø-H (mm)	ORDER CODE
hook	16-30	030-100001



reddot winner 2024



ARY

decorative inset

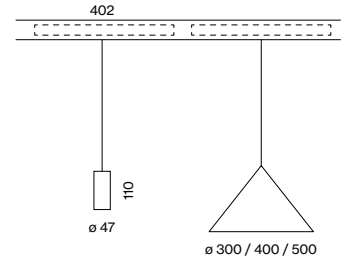
EN Decorative pendant light inset made of aluminium; choice of single lamp, double lamps or triple lamp; light inset, incl. high power adapter + converter can be installed flexibly and without tools; surface powder coated; pendant fitting with suspension, incl. feed (black or white); can be individually shortened; good glare reduction due to recessed light point plane; incl. high quality lens system; precise radiation characteristics with different beam angles; shades available as accessory in RAL colours velvet beige, madeira brown, kingfisher grey, woodpecker olive, signal white or signal black; COB (Chip on Board) technology for maximum efficiency; no multiple shadows; energy-efficient LEDs with very good colour rendering; ceiling mounting rings for multiple positioning of the luminaire in the room available as accessory

DE Dekorativer Pendelleuchten-Lichteinsatz aus Aluminium; wahlweise ein-, zwei- oder dreiflammig; Lichteinsatz, inkl. High Power Adapter + Konverter, werkzeuglos einsetz- und verschiebbar; Oberfläche pulverbeschichtet; abgependelt mit Pendelabhängung, inkl. Einspeiseleitung (schwarz oder weiß); beliebig kürzbar; gute Entblendung durch zurückversetzte Lichtpunktebene; inkl. hochwertiger Linsenoptik; präzise Abstrahlcharakteristik mit verschiedenen Ausstrahlwinkeln; Shades in den RAL Farben velvet beige, madeira brown, kingfisher grey, woodpecker olive, signal white oder signal black als Zubehör erhältlich; mit COB (Chip on Board) Technologie für höchste Effizienz; keine Mehrfachschatten; energieeffiziente LEDs mit sehr guter Farbwiedergabe; Deckenmontageringe für multiple Positionierung der Leuchte im Raum als Zubehör erhältlich

Quickinfo

2700 K, 3000 K, 3500 K, 4000 K
CRI ≥ 90, 3 SDCM
up to 86 lm/W
L90 @ 50 000 h
non DIM, DALI-2

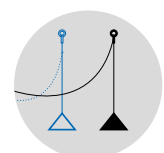
Types



Colours



Light distributions



free positioning
by ring and hook

Order options

MOUNTING

suspension 2000 mm

COLOUR TEMPERATURE

2700 K	9
3000 K	0
3500 K	2
4000 K	1

CONTROL

DALI-2

MATERIAL COLOUR

○ traffic white RAL 9016	7
● jet black RAL 9005	8
● special colours*	X

*cable and driver always in black

MATERIAL COLOUR ACCESSORIES / DRIVER

○ traffic white RAL 9016	7
● jet black RAL 9005	8

BEAM ANGLE

medium 25°	M
flood 44°	F

SHADE COLOUR

● velvet beige RAL 085 80 10	C
● madeira brown RAL 050 40 40	T
● kingfisher grey RAL 230 60 10	L
● woodpecker olive RAL 10 50 20	G
○ signal white RAL 9003	W
● signal black RAL 9004	B

ARY



DOWNLIGHT 1 LAMP

INSET POWER	COLOUR TEMP.	LUMINOUS FLUX	ORDER CODE
14.1 W	2700 K	1390 lm	086-7300::3■▲
	3000 K	1450 lm	
	3500 K	1520 lm	
	4000 K	1560 lm	



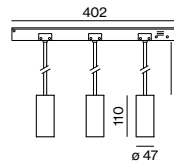
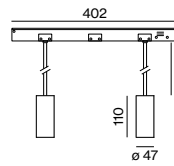
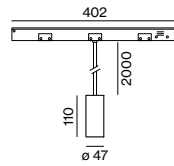
DOWNLIGHT 2 LAMPS

INSET POWER	COLOUR TEMP.	LUMINOUS FLUX	ORDER CODE
28.2 W	2700 K	2780 lm	086-7310::3■▲
	3000 K	2910 lm	
	3500 K	3040 lm	
	4000 K	3130 lm	



DOWNLIGHT 3 LAMPS

INSET POWER	COLOUR TEMP.	LUMINOUS FLUX	ORDER CODE
41 W	2700 K	4170 lm	086-7320::3■▲
	3000 K	4360 lm	
	3500 K	4560 lm	
	4000 K	4690 lm	



Mounting accessories

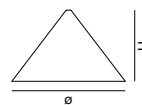
TYPE	Ø-H (mm)	ORDER CODE
ring ceiling mounted	50-88	050-051021■
hook	18-58	050-051031■

Optical accessories

SHADE

TYPE	Ø-H (mm)	ORDER CODE
cone 300	300-188	049-593311■
cone 400	400-253	049-593411■
cone 500	500-318	049-593511■

only for one lamp

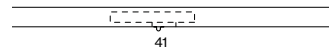


Quickinfo

sensor
ESSENTIAL, SENSE
DALI-2

Type

sensor



Inset colours



Sensors



essen- sense
tial



reddot winner 2024



DESIGN
AWARD
2024

SENSOR

inset

^{EN} Sensor inset; choice of ESSENTIAL or SENSE; ESSENTIAL: brightness and presence sensor; SENSE: brightness, presence, temperature, humidity, air quality and noise level sensor; flush with profile system

^{DE} Sensor-Einsatz; wahlweise ESSENTIAL oder SENSE; ESSENTIAL: Helligkeits- und Anwesenheitssensor; SENSE: Helligkeits-, Anwesenheits-, Temperatur-, Luftfeuchtigkeits-, Luftqualitäts- und Lärmpegelsensor; bündig im Profilsystem

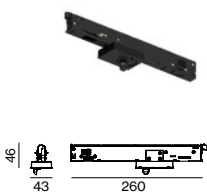
Order options

CONTROL

DALI-2

INSET COLOUR

- ☐ traffic white RAL 9016
- 7
- ☒ jet black RAL 9005
- 8



SENSOR inset



ESSENTIAL SENSOR

TYPE
brightness & presence

ORDER CODE
086-521811



SENSE SENSOR

TYPE
brightness, presence, temperature,
sound pressure, humidity, CO₂

ORDER CODE
086-521812