

# MOVE IT 45 set track

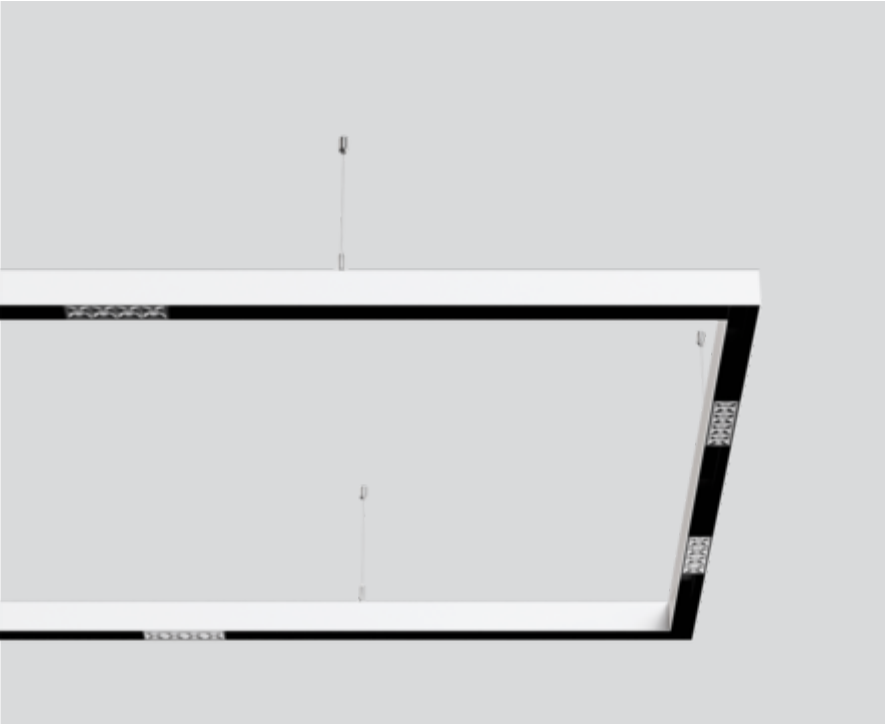
small indirect suspended  
091-212113P



Project / Type

Notes

Count / Date



All-round extruded aluminium profile with 45 mm width groove; square design; for suspended mounting (incl. 1500 mm cable suspension); height adjustment without tools; with indirect light component for additional accentuation of the ceiling; light colour 3000 K; binning initial MacAdam  $\leq 3$  SDCM; CRI  $\geq 90$ ; min. 90% of luminous flux after 50000 operating hours; energy efficient LEDs with high CRI; with integrated power track profile for take off of supply voltage and DALI signal; surface traffic white; powder coated / anodised; light insets can be installed and moved without tools by means of magnetic holders+locking (for the illumination of office workstations); degree of protection IP20; PC3; 48 V; incl. DALI-2 converter (PC1 220-240V); acoustic element made of high quality, self-supporting, recycled PET felt with sound absorbing properties can be installed; light source replaceable by an authorized professional; control gear replaceable by an authorized professional;



General

Ceiling | Track Suspended

SMALL

traffic white | RAL 9016 <sup>1</sup>

black

IP20

indirect 6220 lm

total 6220 lm

optical inset 135 lm/W <sup>2</sup>

LED

3000 K

CRI  $\geq 90$

L90 / 50000 h

initial MacAdam  $\leq 3$  SDCM

R<sub>g</sub>: 99 | R<sub>f</sub>: 91 | R<sub>(f-15)</sub>: 89

MR 0.61 | MDER 0.55

Electrical

DALI-2

PC3 | 48 V

fixture 52 W

optical inset 46 W

Physical

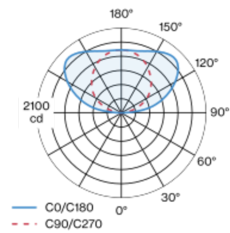
length 1262 mm | width 1262 mm | height 56 mm

9.1 kg

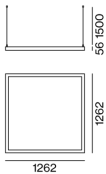
cable length 1500 mm

<sup>1</sup> RAL code <sup>2</sup> incl. consideration of optical losses

## Light distribution



## Product drawing



## Installation instructions



## Lighting calculator



# MOVE IT 45 set track

small indirect suspended  
091-212113P



Project / Type

Notes

Count / Date

## Maintenance Factors

Operating Time [h]	10 000	20 000	30 000	40 000	50 000
LLMF	0.98	0.96	0.94	0.92	0.9
LSF	1	1	1	1	1
MF	LMF × RSMF × LLMF × LSF		RSMF <sup>a</sup> Room Surface Maintenance Factor		
MF	Maintenance Factor		LLMF Lamp Lumens Maintenance Factor		
LMF <sup>a</sup>	Luminaire Maintenance Factor		LSF Lamp Survival Factor		

<sup>a</sup> According to "CIE 97, Maintenance of indoor electric lighting systems", 2005, ISBN 3-900-734-34-8. The values must be determined by the planner.

## Circuit Breaker Types

Automatic Circuit Breaker Type	Number of Fixtures
B13	6
B16	8
B20	10
C13	10
C16	13
C20	15

## Acoustic accessories

### MOVE IT 45 set acoustic inlay small

COLOUR	L-W-H (MM)	ARTICLE NUMBER(S)
marble grey	1140-1140-25	091-219111D
black	1140-1140-25	091-219111L
limestone	1140-1140-25	091-219111S
white	1140-1140-25	091-219111W



### MOVE IT 45 set acoustic inlay medium

COLOUR	L-W-H (MM)	ARTICLE NUMBER(S)
marble grey	1760-1140-25	091-219211D
black	1760-1140-25	091-219211L
limestone	1760-1140-25	091-219211S
white	1760-1140-25	091-219211W



### MOVE IT 45 set acoustic inlay large

COLOUR	L-W-H (MM)	ARTICLE NUMBER(S)
marble grey	2360-1140-25	091-219311D
black	2360-1140-25	091-219311L
limestone	2360-1140-25	091-219311S
white	2360-1140-25	091-219311W



### MOVE IT 45 set acoustic inlay x-large

COLOUR	L-W-H (MM)	ARTICLE NUMBER(S)
marble grey	2980-1140-25	091-219411D
black	2980-1140-25	091-219411L
limestone	2980-1140-25	091-219411S
white	2980-1140-25	091-219411W

