

MOVE IT 45 set track

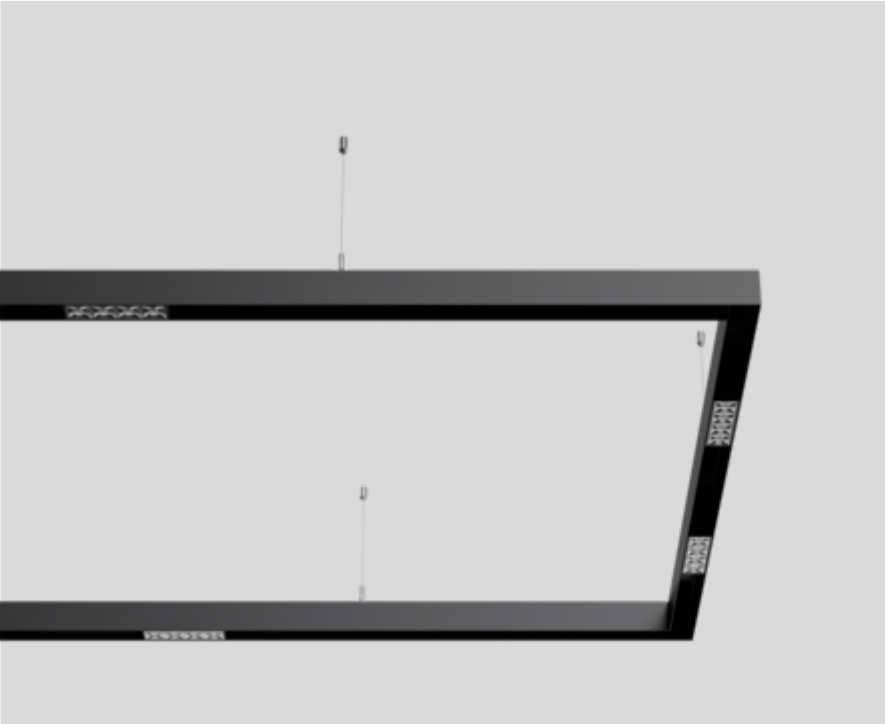
medium indirect suspended
091-2122138



Project / Type

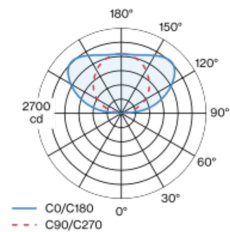
Notes

Count / Date

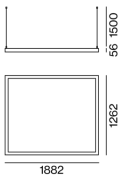


All-round extruded aluminium profile with 45 mm width groove; rectangular design; for suspended mounting (incl. 1500 mm cable suspension); height adjustment without tools; with indirect light component for additional accentuation of the ceiling; light colour 3000 K; binning initial MacAdam ≤ 3 SDCM; CRI ≥ 90 ; min. 90% of luminous flux after 50000 operating hours; energy efficient LEDs with high CRI; with integrated power track profile for take off of supply voltage and DALI signal; surface anodised black; light insets can be installed and moved without tools by means of magnetic holders+locking (for the illumination of office workstations); degree of protection IP20; PC3; 48 V; incl. DALI-2 converter (PC1 220-240V); acoustic element made of high quality, self-supporting, recycled PET felt with sound absorbing properties can be installed; light source replaceable by an authorized professional; control gear replaceable by an authorized professional;

Light distribution



Product drawing



General

Ceiling , Track Suspended

MEDIUM

black , RAL 9005 ¹

IP20

indirect 7510 lm

total 7510 lm

optical inset 135 lm/W²

LED

3000 K

CRI ≥ 90

L90 / 50000 h

initial MacAdam ≤ 3 SDCM

R_g: 99 , R_r: 91 , R_{t(1-15)}: 89

MR 0.61

MDER 0.55

Electrical

DALI-2

48 V

fixture 63 W

optical inset 56 W

PC3

Physical

length 1882 mm

width 1262 mm

height 56 mm

11.1 kg

cable length 1500 mm

¹ RAL code ² incl. consideration of optical losses

Installation instructions



Lighting calculator



MOVE IT 45 set track

medium indirect suspended

091-2122138



Project / Type

Notes

Count / Date

Maintenance Factors

Operating Time [h]	10 000	20 000	30 000	40 000	50 000
LLMF	0.98	0.96	0.94	0.92	0.9
LSF	1	1	1	1	1
MF	LMF × RSMF × LLMF × LSF		RSMF ^a	Room Surface Maintenance Factor	
MF	Maintenance Factor		LLMF	Lamp Lumens Maintenance Factor	
LMF ^a	Luminaire Maintenance Factor		LSF	Lamp Survival Factor	

^a According to "CIE 97, Maintenance of indoor electric lighting systems", 2005, ISBN 3-900-734-34-8. The values must be determined by the planner.

Circuit Breaker Types

Automatic Circuit Breaker Type	Number of Fixtures
B10	3
B13	4
B16	6
B20	7
C10	4
C13	6
C16	8
C20	9

Acoustic accessories

MOVE IT 45 set acoustic inlay small

COLOUR	L-W-H (MM)	ARTICLE NUMBER(S)
marble grey	1140-1140-25	091-219111D
black	1140-1140-25	091-219111L
limestone	1140-1140-25	091-219111S
white	1140-1140-25	091-219111W



MOVE IT 45 set acoustic inlay medium

COLOUR	L-W-H (MM)	ARTICLE NUMBER(S)
marble grey	1760-1140-25	091-219211D
black	1760-1140-25	091-219211L
limestone	1760-1140-25	091-219211S
white	1760-1140-25	091-219211W



MOVE IT 45 set acoustic inlay large

COLOUR	L-W-H (MM)	ARTICLE NUMBER(S)
marble grey	2360-1140-25	091-219311D
black	2360-1140-25	091-219311L
limestone	2360-1140-25	091-219311S
white	2360-1140-25	091-219311W



MOVE IT 45 set acoustic inlay x-large

COLOUR	L-W-H (MM)	ARTICLE NUMBER(S)
marble grey	2980-1140-25	091-219411D
black	2980-1140-25	091-219411L
limestone	2980-1140-25	091-219411S
white	2980-1140-25	091-219411W

