

# BO 45 intrack 1 lamp


180-7230738M



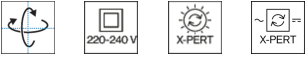
Project / Type

Notes

Count / Date



Tracked spotlight in die-cast aluminium with 3-phase adapter; classic style in elegant design for discerning requirements; 1 lamp; cylindrical spotlight head; surface black powder coated; spotlight head 360° rotatable and 90° tiltable; converter integrated in the power track adapter; passive cooling of the LEDs through improved heat sink geometry; with COB (Chip on Board) technology for maximum efficiency; no appearance of multiple shadows; light colour 3500 K; binning initial MacAdam  $\leq 2$  SDCM; CRI  $\geq 90$ ; min. 80% of luminous flux after 50000 operating hours; energy efficient LEDs with high CRI; high quality, aluminium, vapour deposition coated reflector with faceted lens design; precise radiation characteristic with 24° beam; good glare control through recessed light point level; optical attachment available as accessory; accessories are listed separately; degree of protection IP20; PC2; 220-240 V; adapter for toolless insertion or movement on a variety of 3-phase power tracks; adapter flush with the power track; incl. DALI-2 converter; flicker-free visual comfort through analogue current control (minimum value 1%); light source replaceable by an authorized professional; control gear replaceable by an authorized professional;



### General

Ceiling | Track

tilt max 90°

rotation 360°

black | RAL 9005 <sup>1</sup>

IP20

1290 lm

### LED

3500 K

CRI  $\geq 90$

L80 / 50000 h

initial MacAdam  $\leq 2$  SDCM

R<sub>g</sub>: 97 | R<sub>f</sub>: 90 | R<sub>t(1-15)</sub>: 89

MR 0.7 | MDER 0.63

### Optical

medium | beam angle 24°

### Electrical

DALI-2 | 1 DALI Addr.

PC2 | 220-240 V

system 15.9 W

system 81 lm/W <sup>2</sup>

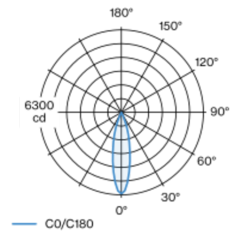
### Physical

diameter 45 mm | height 120 mm

0.34 kg

<sup>1</sup> RAL code  
<sup>2</sup> incl. consideration of optical losses, internal control unit losses & operating device efficiency

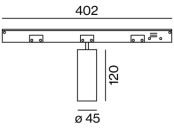
### Light distribution



medium 24°

h (m)	EO° (lx)	ø (m)
1	6210	0.43
2	1550	0.86
3	690	1.30
4	390	1.73
5	250	2.16

### Product drawing



### Installation instructions



### Lighting calculator

