

BO 45 intrack 1 lamp

180-723073XM



Project / Type

Notes

Count / Date



Tracked spotlight in die-cast aluminium with 3-phase adapter; classic style in elegant design for discerning requirements; 1 lamp; cylindrical spotlight head; surface special colours powder coated; spotlight head 360° rotatable and 90° tiltable; converter integrated in the power track adapter; passive cooling of the LEDs through improved heat sink geometry; with COB (Chip on Board) technology for maximum efficiency; no appearance of multiple shadows; light colour 3500 K; binning initial MacAdam ≤ 2 SDCM; CRI ≥ 90 ; min. 80% of luminous flux after 50000 operating hours; energy efficient LEDs with high CRI; high quality, aluminium, vapour deposition coated reflector with faceted lens design; precise radiation characteristic with 24° beam; good glare control through recessed light point level; optical attachment available as accessory; accessories are listed separately; degree of protection IP20; PC2; 220-240 V; adapter for toolless insertion or movement on a variety of 3-phase power tracks; adapter flush with the power track; incl. DALI-2 converter; flicker-free visual comfort through analogue current control (minimum value 1%); light source replaceable by an authorized professional; control gear replaceable by an authorized professional;



General

Ceiling | Track

tilt max 90°

rotation 360°

special colours

IP20

1440 lm

LED

3500 K

CRI ≥ 90

L80 / 50000 h

initial MacAdam ≤ 2 SDCM

R_g: 99 | R_f: 90 | R_{f(1-15)}: 89

MR 0.7 | MDER 0.64

Optical

medium | beam angle 24°

Electrical

DALI-2 | 1 DALI Addr.

PC2 | 220-240 V

system 15.8 W

system 91 lm/W ¹

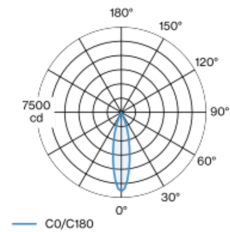
Physical

diameter 45 mm | height 120 mm

0.34 kg

¹ incl. consideration of optical losses, internal control unit losses & operating device efficiency

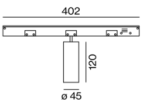
Light distribution



medium 24°

h (m)	E0° (lx)	ø (m)
1	6930	0.43
2	1730	0.86
3	770	1.30
4	430	1.73
5	280	2.16

Product drawing



Installation instructions



Lighting calculator



[180-723073XM] The technical data represent rated values for an ambient temperature of 25°C. The data values for the luminous flux are initially subject to a tolerance of +/- 10%, those for the electrical connected load are initially subject to a tolerance of +/- 10%, and those for the colour temperature are initially subject to a tolerance of +/- 150 K. No liability is assumed for typographical or printing errors. The general terms and conditions of XAL GmbH apply.
© XAL GmbH · Auer-Welsbach-Gasse 36 · 8055 Graz · Austria · www.xal.com

BO 45 intrack 1 lamp

180-723073XM



Project / Type

Notes

Count / Date

Maintenance Factors

Operating Time [h]	10 000	20 000	30 000	40 000	50 000
LLMF	0.964	0.923	0.884	0.847	0.811
LSF	1	1	1	1	1

MF	LMF × RSMF × LLMF × LSF	RSMF ^a	Room Surface Maintenance Factor
MF	Maintenance Factor	LLMF	Lamp Lumens Maintenance Factor
LMF ^a	Luminaire Maintenance Factor	LSF	Lamp Survival Factor

^a According to "CIE 97, Maintenance of indoor electric lighting systems", 2005, ISBN 3-900-734-34-8. The values must be determined by the planner.

Optical accessories

HONEYCOMB LOUVER

TYPE	COLOUR	Ø (MM)	ARTICLE NUMBER(S)
for BO 45 JUST 45 MOVE IN 45 TARO 45 TULA micro	jet black	42	007-1965188



Optical accessories

OVAL LENS

TYPE	Ø (MM)	ARTICLE NUMBER(S)
for BO 45 MOVE IN 45 TULA micro	42	007-1965880



SOFT LENS

TYPE	Ø (MM)	ARTICLE NUMBER(S)
for ARY BO 45 MOVE IN 45 TULA micro	42	007-1965980



WALLWASHER LENS

TYPE	Ø (MM)	ARTICLE NUMBER(S)
for ARY BO 45 MOVE IN 45 TULA micro	42	007-1965780



BO 45 intrack 1 lamp

180-723073XM

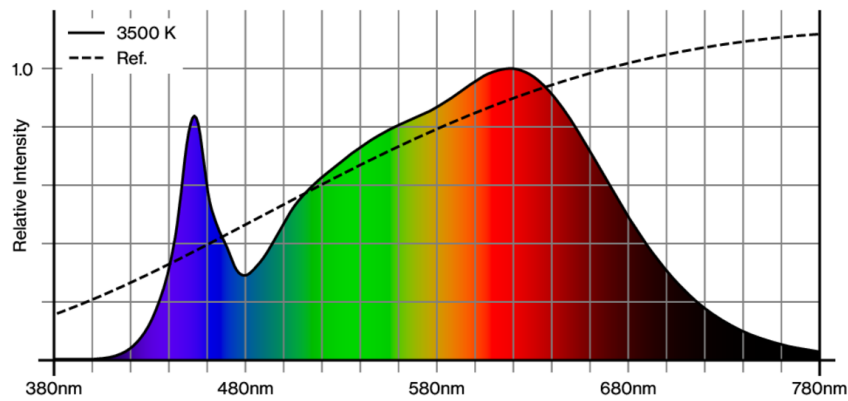


Project / Type

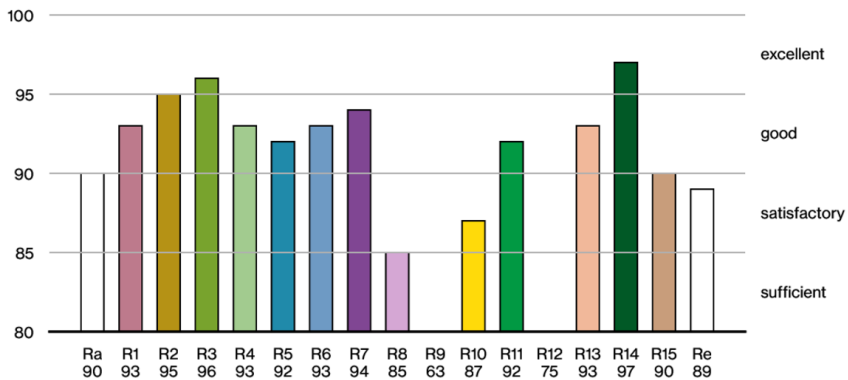
Notes

Count / Date

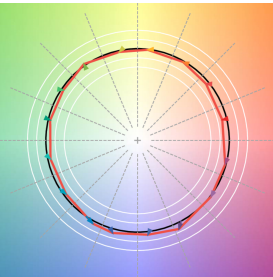
Colour rendering



CRI/R_a ≥ 92 R_e ≥ 89 (3500 K)



TM30 colour vector graphic



The black line represents the black body reference. The red line indicates the results of the test light source. The deviation from the test light source to the reference is shown and is marked by arrows. The shorter the arrows, the higher the color rendering.