

# BETO direct / indirect power

suspended


074-6249047B



Project / Type

Notes

Count / Date



### General

Ceiling | Suspended

white | RAL 9010 <sup>1</sup>

Reflector dark chrome

IP20

indirect 5940 lm | direct 3000 lm

total 8940 lm

4970 lm/m

### LED

3000 K

CRI ≥ 90

L90 / 50000 h

initial MacAdam ≤ 3 SDCM

R<sub>g</sub>: 99 | R<sub>r</sub>: 91 | R<sub>(1-15)</sub>: 89

MR 0.61 | MDER 0.55

### Optical

Reflector | symmetric

UGR ≤ 10 | ≥65° <1500 cd/m<sup>2</sup>

PstLM ≤ 1.0<sup>2 3 4</sup> | SVM ≤ 0.4<sup>2 3 4</sup>

### Electrical

DALI-2 D/I separately controllable | 2 DALI Addr.

PC1 | 220-240 V

system 86 W

system 104 lm/W <sup>5</sup>

48 W/m

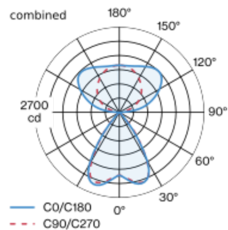
### Physical

length 3057 mm | width 42 mm | height 42 mm

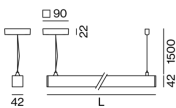
5.3 kg

Luminaire housing made of extruded aluminium profile; extremely slim design (only 42 x 42 mm); light tight final end caps made of aluminium; no visible screws; angular design; surface white powder coated; suspended luminaire with 1500mm cable suspension; with integrated toolless suspension height adjustment on the luminaire; spring clip attachment to the luminaire; freely positionable; incl. feed (white); extruded profile for improved thermal management; high gloss reflector with faceted design; Reflector dark chrome; direct/indirect illumination characteristic; light colour 3000 K; binning initial MacAdam ≤ 3 SDCM; CRI ≥ 90; min. 90% of luminous flux after 50000 operating hours; energy efficient LEDs with high CRI; UGR ≤ 10; VDU compatible workplace luminaire according to DIN EN 12464-1; luminance above 65° ≤ 1500 cd/m<sup>2</sup>; indirect light component with integrated PC boards and high quality lens system for maximum, homogeneous ceiling illumination, separately controllable; degree of protection IP20; PC1; 220-240 V; internal wiring in light halogen free; incl. DALI-2 converter; light source replaceable by an authorized professional; control gear replaceable by an authorized professional;

### Light distribution



### Product drawing



<sup>1</sup> RAL code <sup>2</sup> combined <sup>3</sup> segment  
<sup>4</sup> Value of containing product at full load (undimmed)  
<sup>5</sup> incl. consideration of optical losses, internal control unit losses & operating device efficiency

### Installation instructions



### Lighting calculator

