

# BETO direct / indirect


free standing U-shape  
074-6944017R



Project / Type

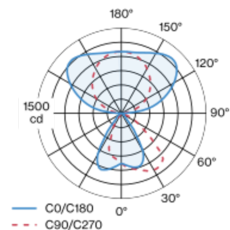
Notes

Count / Date

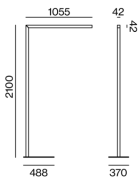


Free standing luminaire from extruded aluminium profile in angular design; extremely slim design (only 42 x 42 mm); square downpipe; pedestal with recess for table base (U-shape); surface white powder coated; direct/ indirect illumination characteristic; direct light component with high gloss reflector + faceted design and asymmetric radiation characteristic; Reflector chrome; indirect light component with integrated PC boards and high quality lens system for maximum, homogeneous ceiling illumination; UGR ≤ 13; light colour 3000 K; binning initial MacAdam ≤ 3 SDCM; CRI ≥ 90; min. 90% of luminous flux after 50000 operating hours; energy efficient LEDs with high CRI; degree of protection IP20; PC1; 220-240 V; including TOUCH DIM control for individual control of the brightness; incl. connection cable (3m) with safety plug; light source replaceable by an authorized professional; control gear replaceable by an authorized professional;

## Light distribution



## Product drawing



### General

Floor | Standing

white | RAL 9010 <sup>1</sup>

Reflector chrome

IP20

indirect 4340 lm | direct 1540 lm

total 5880 lm

### LED

3000 K

CRI ≥ 90

L90 / 50000 h

initial MacAdam ≤ 3 SDCM

R<sub>g</sub>: 99 | R<sub>f</sub>: 91 | R<sub>(1-15)</sub>: 89

MR 0.61 | MDER 0.55

### Optical

Reflector | asymmetric

UGR ≤ 13

PstLM ≤ 1.0 <sup>2</sup> | SVM ≤ 0.4 <sup>2</sup>

### Electrical

touch DIM on pole

PC1 | 220-240 V

system 51 W

system 115 lm/W <sup>3</sup>

### Physical

U-shape

length 1055 mm | width 42 mm | height 2100 mm

<sup>1</sup> RAL code <sup>2</sup> Value of containing product at full load (undimmed)  
<sup>3</sup> incl. consideration of optical losses, internal control unit losses & operating device efficiency

## Installation instructions



# BETO direct / indirect

free standing U-shape

074-6944017R



Project / Type

Notes

Count / Date

## Maintenance Factors

Operating Time [h]	10 000	20 000	30 000	40 000	50 000
LLMF	0.98	0.96	0.94	0.92	0.9
LSF	1	1	1	1	1

MF

LMF × RSMF × LLMF × LSF

MF

Maintenance Factor

LMF<sup>a</sup>

Luminaire Maintenance Factor

RSMF<sup>a</sup>

Room Surface Maintenance Factor

LLMF

Lamp Lumens Maintenance Factor

LSF

Lamp Survival Factor

<sup>a</sup> According to "CIE 97, Maintenance of indoor electric lighting systems", 2005, ISBN 3-900-734-34-8. The values must be determined by the planner.

## Circuit Breaker Types

Automatic Circuit Breaker Type	Number of Fixtures
B10	13
B13	17
B16	21
B20	26
C10	21
C13	28
C16	35
C20	43

