

BETO sensor direct / indirect

free standing U-shape
074-6944078B



Project / Type

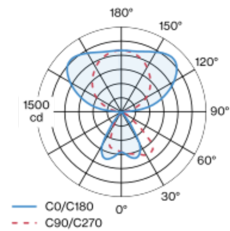
Notes

Count / Date

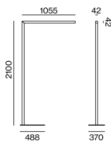


Free standing luminaire from extruded aluminium profile in angular design; extremely slim design (only 42 x 42 mm); square downpipe; pedestal with recess for table base (U-shape); surface jet black powder coated; direct/ indirect illumination characteristic; direct light component with high gloss reflector + faceted design and asymmetric radiation characteristic; Reflector dark chrome; indirect light component with integrated PC boards and high quality lens system for maximum, homogeneous ceiling illumination; UGR ≤ 10; light colour 3000 K; binning initial MacAdam ≤ 3 SDCM; CRI ≥ 90; min. 90% of luminous flux after 50000 operating hours; energy efficient LEDs with high CRI; degree of protection IP20; PC1; 220-240 V; luminaire with integrated infrared presence and brightness sensor (ESSENTIAL sensor); automatic light control for individually adjustable brightness; variable automatic shutdown; including TOUCH DIM control for individual control of the brightness; presence sensor detection range ø4,5m on the floor; incl. connection cable (3m) with safety plug; light source replaceable by an authorized professional; control gear replaceable by an authorized professional;

Light distribution



Product drawing



General

Floor | Standing

jet black | RAL 9005

Reflector dark chrome

IP20

indirect 4340 lm | direct 1140 lm

total 5480 lm

LED

3000 K

CRI ≥ 90

L90 / 50000 h

initial MacAdam ≤ 3 SDCM

R_g: 99 | R_f: 91 | R₍₁₋₁₅₎: 89

MR 0.61 | MDER 0.55

Optical

Reflector | asymmetric

UGR ≤ 10

PstLM ≤ 1.0 ¹ | SVM ≤ 0.4 ¹

Electrical

stand alone ESSENTIAL sensor

brightness & presence

PC1 | 220-240 V

system 51 W

system 107 lm/W ²

Physical

U-shape

length 1055 mm | width 42 mm | height 2100 mm

¹ Value of containing product at full load (undimmed)
² incl. consideration of optical losses, internal control unit losses & operating device efficiency

Installation instructions



BETO sensor direct / indirect

free standing U-shape
074-6944078B



Project / Type

Notes

Count / Date

Maintenance Factors

Operating Time [h]	10 000	20 000	30 000	40 000	50 000
LLMF	0.98	0.96	0.94	0.92	0.9
LSF	1	1	1	1	1

MF

LMF^a

LMF × RSMF × LLMF × LSF

Maintenance Factor

Luminaire Maintenance Factor

RSMF^a

LLMF

LSF

Room Surface Maintenance Factor

Lamp Lumens Maintenance Factor

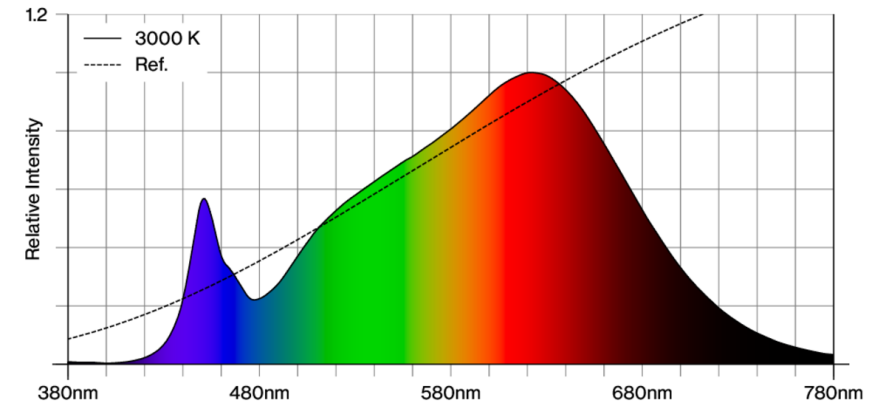
Lamp Survival Factor

^a According to "CIE 97, Maintenance of indoor electric lighting systems", 2005, ISBN 3-900-734-34-8. The values must be determined by the planner.

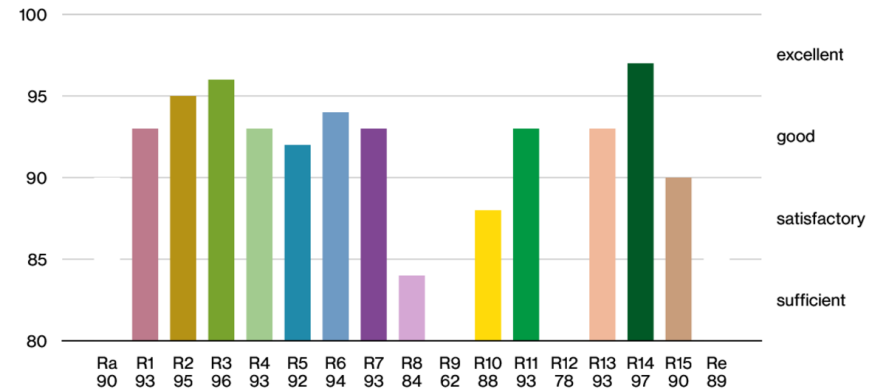
Circuit Breaker Types

Automatic Circuit Breaker Type	Number of Fixtures
B10	13
B13	17
B16	21
B20	26
C10	21
C13	28
C16	35
C20	43

Colour rendering



CRI/R_a ≥ 92 R_e ≥ 89 (3000 K)



BETO sensor direct / indirect

free standing U-shape
074-6944078B

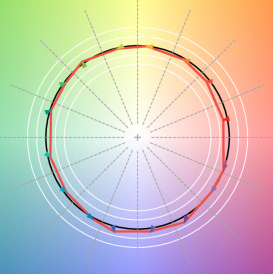


Project / Type

Notes

Count / Date

TM30 colour vector graphic



The black line represents the black body reference. The red line indicates the results of the test light source. The deviation from the test light source to the reference is shown and is marked by arrows. The shorter the arrows, the higher the color rendering.