

BETO direct / indirect power


free standing U-shape
074-69540TXR



Project / Type _____

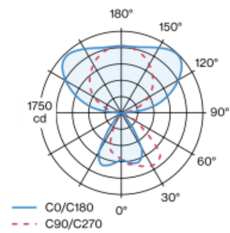
Notes _____

Count / Date _____

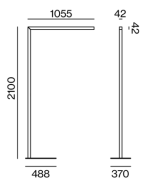


Free standing luminaire from extruded aluminium profile in angular design; extremely slim design (only 42 x 42 mm); square downpipe; pedestal with recess for table base (U-shape); surface special colours powder coated; direct/indirect illumination characteristic; direct light component with high gloss reflector + faceted design and asymmetric radiation characteristic; Reflector chrome; indirect light component with integrated PC boards and high quality lens system for maximum, homogeneous ceiling illumination; UGR ≤ 13 ; light colour 3000 K; binning initial MacAdam ≤ 3 SDCM; CRI ≥ 90 ; min. 90% of luminous flux after 50000 operating hours; energy efficient LEDs with high CRI; degree of protection IP20; PC1; 220-240 V; incl. Loxone Air module for easy integration into the Loxone home and building automation system; including TOUCH DIM miniature push-button; incl. connection cable (3m) with safety plug; light source replaceable by an authorized professional; control gear replaceable by an authorized professional;

Light distribution



Product drawing



General

Floor | Standing _____

special colours _____

Reflector chrome _____

black _____

IP20 _____

indirect 5740 lm | direct 1750 lm _____

total 7490 lm _____

LED

3000 K _____

CRI ≥ 90 _____

L90 / 50000 h _____

initial MacAdam ≤ 3 SDCM _____

R_g: 99 | R_r: 91 | R_{t(1-15)}: 89 _____

MR 0.61 | MDER 0.55 _____

Optical

Reflector | asymmetric _____

UGR ≤ 13 _____

PstLM ≤ 1.0 ¹ | SVM ≤ 0.4 ¹ _____

Electrical

Loxone Air / touch DIM on pole _____

PC1 | 220-240 V _____

system 66 W _____

system 113 lm/W ² _____

Physical

U-shape _____

length 1055 mm | width 42 mm | height 2100 mm _____

¹ Value of containing product at full load (undimmed)
² incl. consideration of optical losses, internal control unit losses & operating device efficiency

Installation instructions



BETO direct / indirect power

free standing U-shape
074-69540TXR



Project / Type

Notes

Count / Date

Maintenance Factors

Operating Time [h]	10 000	20 000	30 000	40 000	50 000
LLMF	0.98	0.96	0.94	0.92	0.9
LSF	1	1	1	1	1

MF

MF

LMF^a

LMF × RSMF × LLMF × LSF

Maintenance Factor

Luminaire Maintenance Factor

RSMF^a

LLMF

LSF

Room Surface Maintenance Factor

Lamp Lumens Maintenance Factor

Lamp Survival Factor

^a According to "CIE 97, Maintenance of indoor electric lighting systems", 2005, ISBN 3-900-734-34-8. The values must be determined by the planner.

Circuit Breaker Types

Automatic Circuit Breaker Type	Number of Fixtures
B10	13
B13	17
B16	21
B20	27
C10	21
C13	28
C16	35
C20	45

