

# MITA circle 200 opal

trim


074-81231370



Project / Type

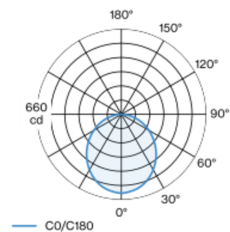
Notes

Count / Date

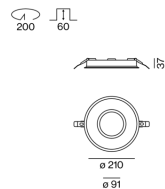


Ring-shaped light fitting in die-cast aluminium; extremely slim design; recessed light with wrap around edge; suitable for ceiling thickness of 2-25 mm; surface white powder coated; light colour 4000 K; binning initial MacAdam  $\leq 3$  SDCM; CRI  $\geq 90$ ; min. 90% of luminous flux after 50000 operating hours; energy efficient LEDs with high CRI; HPO (High Performance Opal) cover for uniform illumination; degree of protection IP20; PC2; 220-240 V; internal wiring in light halogen free; incl. DALI-2 converter; converter wired secondary side; light source replaceable by an authorized professional; control gear replaceable by an authorized professional;

## Light distribution



## Product drawing



## General

Ceiling | Recessed

white | RAL 9016 <sup>1</sup>

IP20

1670 lm

## LED

4000 K

CRI  $\geq 90$

L90 / 50000 h

initial MacAdam  $\leq 3$  SDCM

R<sub>g</sub>: 99 | R<sub>f</sub>: 92 | R<sub>(1-15)</sub>: 90

MR 0.81 | MDER 0.74

## Optical

Opal | symmetric

PstLM  $\leq 1.0$  <sup>2</sup> | SVM  $\leq 0.4$  <sup>2</sup>

## Electrical

DALI-2

PC2 | 220-240 V

system 17.2 W

system 97 lm/W <sup>3</sup>

## Physical

diameter 210 mm | height 36 mm

## Cutout

diameter 200 mm

min. ceiling thickness 2 mm | max. ceiling thickness 25 mm

recessed depth 62 mm

<sup>1</sup> RAL code <sup>2</sup> Value of containing product at full load (undimmed)  
<sup>3</sup> incl. consideration of optical losses, internal control unit losses & operating device efficiency

## Installation instructions



## Lighting calculator



# MITA circle 200 opal

trim

074-81231370



Project / Type

Notes

Count / Date

## Maintenance Factors

Operating Time [h]	10 000	20 000	30 000	40 000	50 000
LLMF	0.98	0.96	0.94	0.92	0.9
LSF	1	1	1	1	1
MF	LMF × RSMF × LLMF × LSF		RSMF <sup>a</sup>	Room Surface Maintenance Factor	
MF	Maintenance Factor		LLMF	Lamp Lumens Maintenance Factor	
LMF <sup>a</sup>	Luminaire Maintenance Factor		LSF	Lamp Survival Factor	

<sup>a</sup> According to "CIE 97, Maintenance of indoor electric lighting systems", 2005, ISBN 3-900-734-34-8. The values must be determined by the planner.

## Circuit Breaker Types

Automatic Circuit Breaker Type	Number of Fixtures
B10	18
B16	30
C10	23
C16	36

