

BETO direct / indirect

free standing double
X074-6940017B



Project / Type

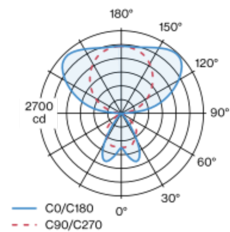
Notes

Count / Date



Free standing luminaire from extruded aluminium profile in angular design; two separate luminaire heads; extremely slim design (only 42 x 42 mm); square downpipe; pedestal with recess for table base; surface pure white powder coated; direct/indirect illumination characteristic; direct light component with high gloss reflector + faceted design and asymmetric radiation characteristic; Reflector dark chrome; indirect light component with integrated PC boards and high quality lens system for maximum, homogeneous ceiling illumination; UGR ≤ 16; light colour 3000 K; binning initial MacAdam ≤ 3 SDCM; CRI ≥ 90; min. 90% of luminous flux after 50000 operating hours; energy efficient LEDs with high CRI; degree of protection IP20; PC1; 220-240 V; including TOUCH DIM control for individual control of the brightness; incl. connection cable (3m) with safety plug; light source replaceable by an authorized professional; control gear replaceable by an authorized professional;

Light distribution



Product drawing



General

Floor | Standing

pure white | RAL 9010

Reflector dark chrome

IP20

indirect 8680 lm | direct 2280 lm

total 10960 lm

LED

3000 K

CRI ≥ 90

L90 / 50000 h

initial MacAdam ≤ 3 SDCM

R_g: 99 | R_f: 91 | R₍₁₋₁₅₎: 89

MR 0.61 | MDER 0.55

Optical

Reflector | asymmetric

UGR ≤ 16

PstLM ≤ 1.0 ¹ | SVM ≤ 0.4 ¹

Electrical

touch DIM on pole

PC1 | 220-240 V

system 103 W

system 106 lm/W ²

Physical

H-shape

length 2065 mm | width 42 mm | height 2104 mm

¹ Value of containing product at full load (undimmed)
² incl. consideration of optical losses, internal control unit losses & operating device efficiency

Installation instructions



BETO direct / indirect

free standing double
X074-6940017B



Project / Type

Notes

Count / Date

Maintenance Factors

Operating Time [h]	10 000	20 000	30 000	40 000	50 000
LLMF	0.98	0.96	0.94	0.92	0.9
LSF	1	1	1	1	1

MF

LMF^a

LMF × RSMF × LLMF × LSF

Maintenance Factor

Luminaire Maintenance Factor

RSMF^a

LLMF

LSF

Room Surface Maintenance Factor

Lamp Lumens Maintenance Factor

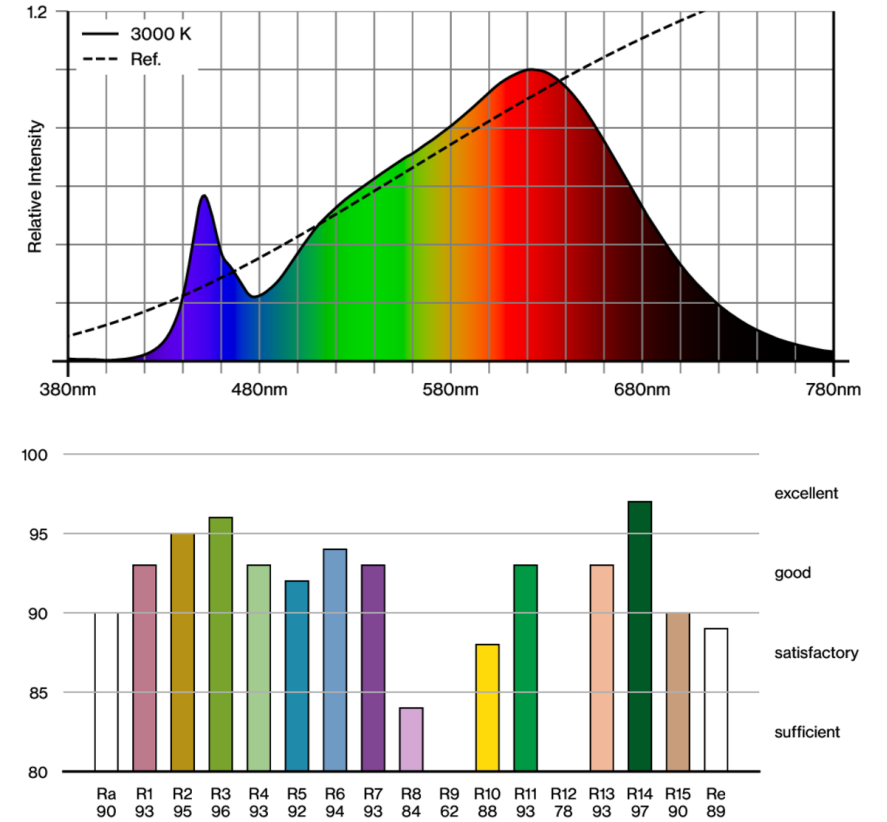
Lamp Survival Factor

^a According to "CIE 97, Maintenance of indoor electric lighting systems", 2005, ISBN 3-900-734-34-8. The values must be determined by the planner.

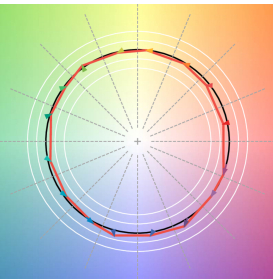
Circuit Breaker Types

Automatic Circuit Breaker Type	Number of Fixtures
B10	6
B13	8
B16	10
B20	13
C10	10
C13	14
C16	17
C20	21

Colour rendering



TM30 colour vector graphic



The black line represents the black body reference. The red line indicates the results of the test light source. The deviation from the test light source to the reference is shown and is marked by arrows. The shorter the arrows, the higher the color rendering.

