

# FINA SUPPORT opal


011-12030180



Project / Type

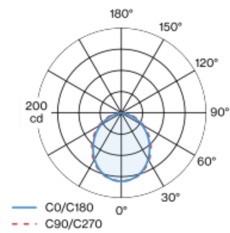
Notes

Count / Date



Miniature rectangular lamp made of aluminium; angular design; surface lacquered in tar black; plug and play electrical connector system for toolless mounting; different mechanical and electrical poles available - for flexible system design (available as an accessory); completely homogeneously illuminated, satinised PMMA cover; light colour 3000 K; binning initial MacAdam  $\leq 3$  SDCM; CRI  $\geq 97$ ; min. 85% of luminous flux after 50000 operating hours; energy efficient LEDs with high CRI; light inset rotatable; degree of protection IP20; PC3; 24 V; accessories are listed separately; light source replaceable by an authorized professional;

## Light distribution



## Product drawing



### General

Showcase | Standing

rotation 360°

tar black | RAL 9021

IP20

Interior

407 lm

1090 lm/m

optical inset 73 lm/W <sup>1</sup>

### LED

3000 K

CRI  $\geq 97$

L85 / 50000 h

initial MacAdam  $\leq 3$  SDCM

R<sub>g</sub>: 99 | R<sub>f</sub>: 96 | R<sub>f(1-15)</sub>: 97

MR 0.68 | MDER 0.61

### Optical

Opal | opal (lambertsch)

### Electrical

excl. driver

PC3 | 24 V

fixture 7.3 W

optical inset 5.5 W

20 W/m

24 V

### Physical

length 400 mm | width 9 mm | height 9 mm

0.1 kg

<sup>1</sup> incl. consideration of optical losses

## Installation instructions





Project / Type

Notes

Count / Date

Maintenance Factors

Operating Time [h]	10 000	20 000	30 000	40 000	50 000
LLMF	0.979	0.955	0.931	0.908	0.885
LSF	1	1	1	1	1

MF

MF

LMF<sup>a</sup>

LMF × RSMF × LLMF × LSF

Maintenance Factor

Luminaire Maintenance Factor

RSMF<sup>a</sup>

LLMF

LSF

Room Surface Maintenance Factor

Lamp Lumens Maintenance Factor

Lamp Survival Factor

<sup>a</sup> According to "CIE 97, Maintenance of indoor electric lighting systems", 2005, ISBN 3-900-734-34-8. The values must be determined by the planner.



Project / Type

Notes

Count / Date

Mounting accessories

MOUNTING POLE L

TYPE	COLOUR	ARTICLE NUMBER(S)
mechanical   180	white aluminium	011-9121116
mechanical   180	tar black	011-9121118
feeder / mechanical   180	white aluminium	011-9121136
feeder / mechanical   180	tar black	011-9121138
mechanical   200	white aluminium	011-9121216
mechanical   200	tar black	011-9121218
feeder / mechanical   200	white aluminium	011-9121236
feeder / mechanical   200	tar black	011-9121238
mechanical   300	white aluminium	011-9121316
mechanical   300	tar black	011-9121318
feeder / mechanical   300	white aluminium	011-9121336
feeder / mechanical   300	tar black	011-9121338
mechanical   180	white aluminium	011-9124116
mechanical   180	tar black	011-9124118
feeder / mechanical   180	white aluminium	011-9124136
feeder / mechanical   180	tar black	011-9124138
mechanical   200	white aluminium	011-9124216
mechanical   200	tar black	011-9124218
feeder / mechanical   200	white aluminium	011-9124236
feeder / mechanical   200	tar black	011-9124238
mechanical   300	white aluminium	011-9124316
mechanical   300	tar black	011-9124318
feeder / mechanical   300	white aluminium	011-9124336
feeder / mechanical   300	tar black	011-9124338
mechanical   180	white aluminium	011-9125116
mechanical   180	tar black	011-9125118
feeder / mechanical   180	white aluminium	011-9125136
feeder / mechanical   180	tar black	011-9125138
mechanical   200	white aluminium	011-9125216
mechanical   200	tar black	011-9125218
feeder / mechanical   200	white aluminium	011-9125236
feeder / mechanical   200	tar black	011-9125238
mechanical   300	white aluminium	011-9125316
mechanical   300	tar black	011-9125318
feeder / mechanical   300	white aluminium	011-9125336
feeder / mechanical   300	tar black	011-9125338
mechanical   180	white aluminium	011-9126116
mechanical   180	tar black	011-9126118
feeder / mechanical   180	white aluminium	011-9126136
feeder / mechanical   180	tar black	011-9126138
mechanical   200	white aluminium	011-9126216
mechanical   200	tar black	011-9126218
feeder / mechanical   200	white aluminium	011-9126236
feeder / mechanical   200	tar black	011-9126238
mechanical   300	white aluminium	011-9126316
mechanical   300	tar black	011-9126318
feeder / mechanical   300	white aluminium	011-9126336
feeder / mechanical   300	tar black	011-9126338
mechanical   180	white aluminium	011-9127116
mechanical   180	tar black	011-9127118
feeder / mechanical   180	white aluminium	011-9127136
feeder / mechanical   180	tar black	011-9127138
mechanical   200	white aluminium	011-9127216
mechanical   200	tar black	011-9127218
feeder / mechanical   200	white aluminium	011-9127236
feeder / mechanical   200	tar black	011-9127238
mechanical   300	white aluminium	011-9127316
mechanical   300	tar black	011-9127318
feeder / mechanical   300	white aluminium	011-9127336
feeder / mechanical   300	tar black	011-9127338
mechanical   180	white aluminium	011-9128116
mechanical   180	tar black	011-9128118
feeder / mechanical   180	white aluminium	011-9128136
feeder / mechanical   180	tar black	011-9128138
mechanical   200	white aluminium	011-9128216
mechanical   200	tar black	011-9128218
feeder / mechanical   200	white aluminium	011-9128236
feeder / mechanical   200	tar black	011-9128238
mechanical   300	white aluminium	011-9128316
mechanical   300	tar black	011-9128318
feeder / mechanical   300	white aluminium	011-9128336
feeder / mechanical   300	tar black	011-9128338





Project / Type \_\_\_\_\_

Notes \_\_\_\_\_

Count / Date \_\_\_\_\_

## Mounting accessories

### MOUNTING POLE T

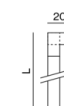
TYPE	COLOUR	ARTICLE NUMBER(S)
mechanical / electrical   180	white aluminium	011-9122126
mechanical / electrical   180	tar black	011-9122128
mechanical / electrical   200	white aluminium	011-9122226
mechanical / electrical   200	tar black	011-9122228
mechanical / electrical   300	white aluminium	011-9122326
mechanical / electrical   300	tar black	011-9122328



## Mounting accessories

### MOUNTING POLE Y

TYPE	COLOUR	ARTICLE NUMBER(S)
mechanical / electrical   180	white aluminium	011-9123126
mechanical / electrical   180	tar black	011-9123128
feeder / mechanical   180	white aluminium	011-9123136
feeder / mechanical   180	tar black	011-9123138
mechanical / electrical   200	white aluminium	011-9123226
mechanical / electrical   200	tar black	011-9123228
feeder / mechanical   200	white aluminium	011-9123236
feeder / mechanical   200	tar black	011-9123238
mechanical / electrical   300	white aluminium	011-9123326
mechanical / electrical   300	tar black	011-9123328
feeder / mechanical   300	white aluminium	011-9123336
feeder / mechanical   300	tar black	011-9123338



## Electrical accessories

### POWER SUPPLY 24V EU

L-W-H (MM)	ARTICLE NUMBER(S)
130-43-30	011-9212110
195-43-30	011-9212210
220-43-30	011-9212310
130-43-30	011-9212130
195-43-30	011-9212230
220-43-30	011-9212330



### POWER SUPPLY 24V UL

TYPE	L-W-H (MM)	ARTICLE NUMBER(S)
	153-41-32	011-9282110
	210-40-30	011-9282210
60 W	250-40-30	011-9282310
	176-45-32	011-9282320
	176-45-32	011-9282330



## Electrical accessories

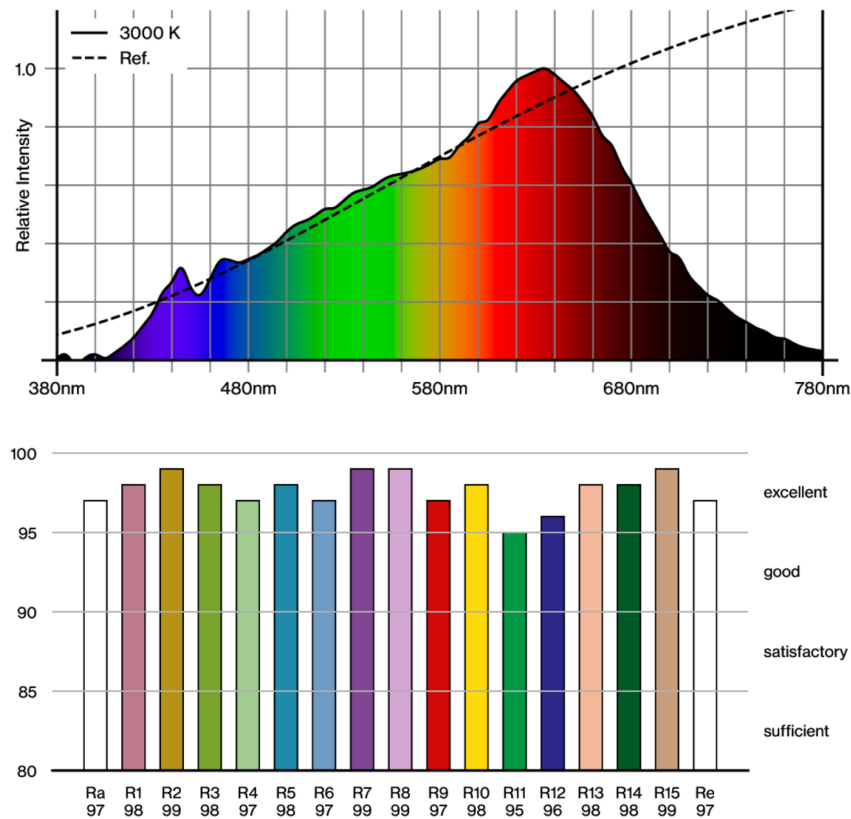
### EXTENSION CABLE

TYPE	ARTICLE NUMBER(S)
1 × socket / 1 × plug	011-9222120
1 × socket / 1 × plug	011-9222140
1 × socket / 1 × plug	011-9222180

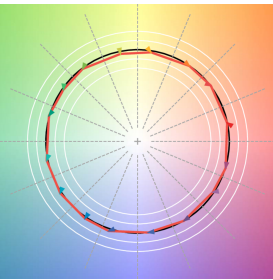




Colour rendering



TM30 colour vector graphic



The black line represents the black body reference. The red line indicates the results of the test light source. The deviation from the test light source to the reference is shown and is marked by arrows. The shorter the arrows, the higher the color rendering.