

FINA SUPPORT lead

011-1206016A



Project / Type

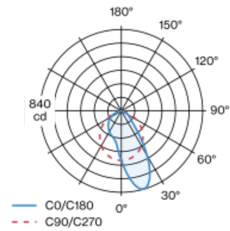
Notes

Count / Date



Miniature rectangular lamp made of aluminium; angular design; surface lacquered in white aluminium; plug and play electrical connector system for toolless mounting; different mechanical and electrical poles available - for flexible system design (available as an accessory); specially computed foil for asymmetrical light distribution; light colour 3000 K; binning initial MacAdam ≤ 3 SDCM; CRI ≥ 97 ; min. 85% of luminous flux after 50000 operating hours; energy efficient LEDs with high CRI; light inset rotatable; degree of protection IP20; PC3; 24 V; accessories are listed separately; light source replaceable by an authorized professional;

Light distribution



Product drawing



General

Showcase | Standing

rotation 360°

white aluminium | RAL 9006

IP20

Interior

1170 lm

1200 lm/m

optical inset 84 lm/W ¹

LED

3000 K

CRI ≥ 97

L85 / 50000 h

initial MacAdam ≤ 3 SDCM

R_g: 99 | R_f: 96 | R_{f(1-15)}: 97

MR 0.68 | MDER 0.61

Optical

asymmetric

Electrical

excl. driver

PC3 | 24 V

fixture 18.2 W

optical inset 13.9 W

19 W/m

24 V

Physical

length 1000 mm | width 9 mm | height 9 mm

square

¹ incl. consideration of optical losses

Installation instructions



FINA SUPPORT lead

011-1206016A



Project / Type

Notes

Count / Date

Maintenance Factors

Operating Time [h]	10 000	20 000	30 000	40 000	50 000
LLMF	0.979	0.955	0.931	0.908	0.885
LSF	1	1	1	1	1

MF

MF

LMF^a

LMF × RSMF × LLMF × LSF

Maintenance Factor

Luminaire Maintenance Factor

RSMF^a

LLMF

LSF

Room Surface Maintenance Factor

Lamp Lumens Maintenance Factor

Lamp Survival Factor

^a According to "CIE 97, Maintenance of indoor electric lighting systems", 2005, ISBN 3-900-734-34-8. The values must be determined by the planner.





Project / Type

Notes

Count / Date

Mounting accessories

MOUNTING POLE L

TYPE	COLOUR	ARTICLE NUMBER(S)
mechanical 180	white aluminium	011-9121116
mechanical 180	tar black	011-9121118
feeder / mechanical 180	white aluminium	011-9121136
feeder / mechanical 180	tar black	011-9121138
mechanical 200	white aluminium	011-9121216
mechanical 200	tar black	011-9121218
feeder / mechanical 200	white aluminium	011-9121236
feeder / mechanical 200	tar black	011-9121238
mechanical 300	white aluminium	011-9121316
mechanical 300	tar black	011-9121318
feeder / mechanical 300	white aluminium	011-9121336
feeder / mechanical 300	tar black	011-9121338
mechanical 180	white aluminium	011-9124116
mechanical 180	tar black	011-9124118
feeder / mechanical 180	white aluminium	011-9124136
feeder / mechanical 180	tar black	011-9124138
mechanical 200	white aluminium	011-9124216
mechanical 200	tar black	011-9124218
feeder / mechanical 200	white aluminium	011-9124236
feeder / mechanical 200	tar black	011-9124238
mechanical 300	white aluminium	011-9124316
mechanical 300	tar black	011-9124318
feeder / mechanical 300	white aluminium	011-9124336
feeder / mechanical 300	tar black	011-9124338
mechanical 180	white aluminium	011-9125116
mechanical 180	tar black	011-9125118
feeder / mechanical 180	white aluminium	011-9125136
feeder / mechanical 180	tar black	011-9125138
mechanical 200	white aluminium	011-9125216
mechanical 200	tar black	011-9125218
feeder / mechanical 200	white aluminium	011-9125236
feeder / mechanical 200	tar black	011-9125238
mechanical 300	white aluminium	011-9125316
mechanical 300	tar black	011-9125318
feeder / mechanical 300	white aluminium	011-9125336
feeder / mechanical 300	tar black	011-9125338
mechanical 180	white aluminium	011-9126116
mechanical 180	tar black	011-9126118
feeder / mechanical 180	white aluminium	011-9126136
feeder / mechanical 180	tar black	011-9126138
mechanical 200	white aluminium	011-9126216
mechanical 200	tar black	011-9126218
feeder / mechanical 200	white aluminium	011-9126236
feeder / mechanical 200	tar black	011-9126238
mechanical 300	white aluminium	011-9126316
mechanical 300	tar black	011-9126318
feeder / mechanical 300	white aluminium	011-9126336
feeder / mechanical 300	tar black	011-9126338
mechanical 180	white aluminium	011-9127116
mechanical 180	tar black	011-9127118
feeder / mechanical 180	white aluminium	011-9127136
feeder / mechanical 180	tar black	011-9127138
mechanical 200	white aluminium	011-9127216
mechanical 200	tar black	011-9127218
feeder / mechanical 200	white aluminium	011-9127236
feeder / mechanical 200	tar black	011-9127238
mechanical 300	white aluminium	011-9127316
mechanical 300	tar black	011-9127318
feeder / mechanical 300	white aluminium	011-9127336
feeder / mechanical 300	tar black	011-9127338
mechanical 180	white aluminium	011-9128116
mechanical 180	tar black	011-9128118
feeder / mechanical 180	white aluminium	011-9128136
feeder / mechanical 180	tar black	011-9128138
mechanical 200	white aluminium	011-9128216
mechanical 200	tar black	011-9128218
feeder / mechanical 200	white aluminium	011-9128236
feeder / mechanical 200	tar black	011-9128238
mechanical 300	white aluminium	011-9128316
mechanical 300	tar black	011-9128318
feeder / mechanical 300	white aluminium	011-9128336
feeder / mechanical 300	tar black	011-9128338



FINA SUPPORT lead

011-1206016A



Project / Type

Notes

Count / Date

Mounting accessories

MOUNTING POLE T

TYPE	COLOUR	ARTICLE NUMBER(S)
mechanical / electrical 180	white aluminium	011-9122126
mechanical / electrical 180	tar black	011-9122128
mechanical / electrical 200	white aluminium	011-9122226
mechanical / electrical 200	tar black	011-9122228
mechanical / electrical 300	white aluminium	011-9122326
mechanical / electrical 300	tar black	011-9122328



Mounting accessories

MOUNTING POLE Y

TYPE	COLOUR	ARTICLE NUMBER(S)
mechanical / electrical 180	white aluminium	011-9123126
mechanical / electrical 180	tar black	011-9123128
feeder / mechanical 180	white aluminium	011-9123136
feeder / mechanical 180	tar black	011-9123138
mechanical / electrical 200	white aluminium	011-9123226
mechanical / electrical 200	tar black	011-9123228
feeder / mechanical 200	white aluminium	011-9123236
feeder / mechanical 200	tar black	011-9123238
mechanical / electrical 300	white aluminium	011-9123326
mechanical / electrical 300	tar black	011-9123328
feeder / mechanical 300	white aluminium	011-9123336
feeder / mechanical 300	tar black	011-9123338



Electrical accessories

POWER SUPPLY 24V EU

L-W-H (MM)	ARTICLE NUMBER(S)
130-43-30	011-9212110
195-43-30	011-9212210
220-43-30	011-9212310
130-43-30	011-9212130
195-43-30	011-9212230
220-43-30	011-9212330



POWER SUPPLY 24V UL

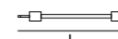
TYPE	L-W-H (MM)	ARTICLE NUMBER(S)
	153-41-32	011-9282110
	210-40-30	011-9282210
60 W	250-40-30	011-9282310
	176-45-32	011-9282320
	176-45-32	011-9282330



Electrical accessories

EXTENSION CABLE

TYPE	ARTICLE NUMBER(S)
1 x socket / 1 x plug	011-9222120
1 x socket / 1 x plug	011-9222140
1 x socket / 1 x plug	011-9222180



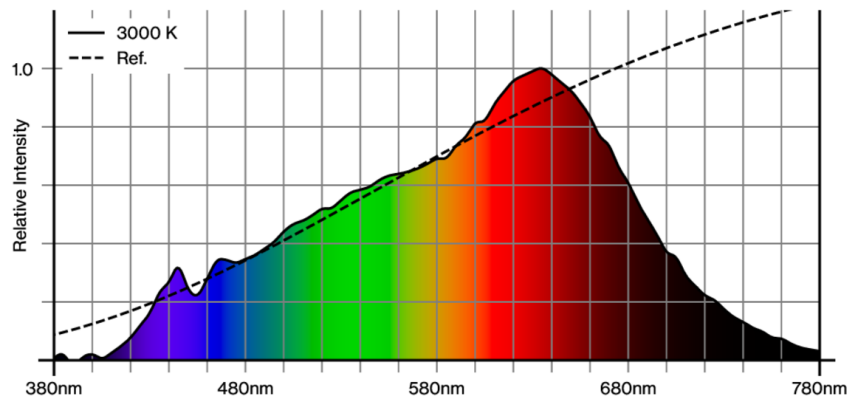


Project / Type

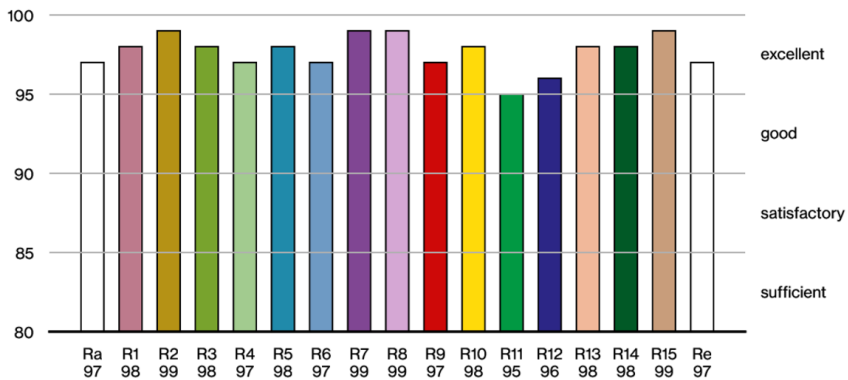
Notes

Count / Date

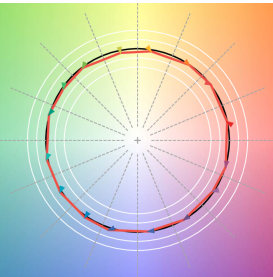
Colour rendering



CRI/R_a ≥ 97 R_e ≥ 97 (3000 K)



TM30 colour vector graphic



The black line represents the black body reference. The red line indicates the results of the test light source. The deviation from the test light source to the reference is shown and is marked by arrows. The shorter the arrows, the higher the color rendering.