

MICRO 10

recessed

011-8100016F



Project / Type

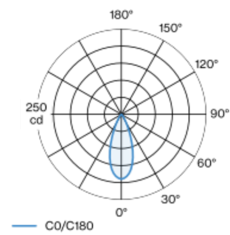
Notes

Count / Date



Round recessed spotlight in aluminium; surface lacquered in white aluminium; with trim; suitable for ceiling thickness of 10-20 mm; light colour 3000 K; binning initial MacAdam ≤ 3 SDCM; CRI ≥ 95 ; min. 85% of luminous flux after 50000 operating hours; energy efficient LEDs with high CRI; incl. high quality lens system; precise radiation characteristic with 39° beam; degree of protection IP20; PC3; plug and play electrical connector system for toolless mounting (available as an accessory); accessories are listed separately; light source replaceable by an authorized professional;

Light distribution



flood 39°

h (m)	EO ¹ (lx)	ø (m)
1	189	0.71
2	47	1.42
3	21	2.13
4	12	2.84
5	8	3.55

Product drawing



General

Showcase | Recessed

white aluminium | RAL 9006

IP20

Interior

93 lm

fixture 98 lm/W ¹

LED

3000 K

CRI ≥ 95

L85 / 50000 h

initial MacAdam ≤ 3 SDCM

R_g: 102 | R_f: 94 | R_{f(1-15)}: 95

MR 0.61 | MDER 0.55

Optical

flood | beam angle 39°

Electrical

excl. driver

fixture 0.9 W

350 mA

PC3

Physical

length 20 mm | width 20 mm | height 33 mm

0.02 kg

Cutout

min. ceiling thickness 10 mm | max. ceiling thickness 20 mm

¹ incl. consideration of optical losses & internal control unit losses

Installation instructions



MICRO 10

recessed
011-8100016F



Project / Type

Notes

Count / Date

Maintenance Factors

Operating Time [h]	10 000	20 000	30 000	40 000	50 000
LLMF	0.983	0.957	0.931	0.906	0.881
LSF	1	1	1	1	1

MF

LMF × RSMF × LLMF × LSF

MF

Maintenance Factor

LMF^a

Luminaire Maintenance Factor

RSMF^a

Room Surface Maintenance Factor

LLMF

Lamp Lumens Maintenance Factor

LSF

Lamp Survival Factor

^a According to "CIE 97, Maintenance of indoor electric lighting systems", 2005, ISBN 3-900-734-34-8. The values must be determined by the planner.

Electrical accessories

POWER SUPPLY EU

TYPE	L-W-H (MM)	ARTICLE NUMBER(S)
15 W	115-19-34	011-9213110
15 W	145-33-21	011-9213130



POWER SUPPLY UL

TYPE	L-W-H (MM)	ARTICLE NUMBER(S)
15 W	115-19-34	011-9283110
25 W	111-22-52	011-9283230



Electrical accessories

SPLITTER SERIAL

TYPE	L-W-H (MM)	ARTICLE NUMBER(S)
3 × socket / 1 × plug	38-30-10	011-9228300
6 × socket / 1 × plug	55-32-10	011-9228600



Electrical accessories

EXTENSION CABLE

TYPE	ARTICLE NUMBER(S)
1 × socket / 1 × plug	011-9221120
1 × socket / 1 × plug	011-9221140
1 × socket / 1 × plug	011-9221180



MICRO 10

recessed
011-8100016F

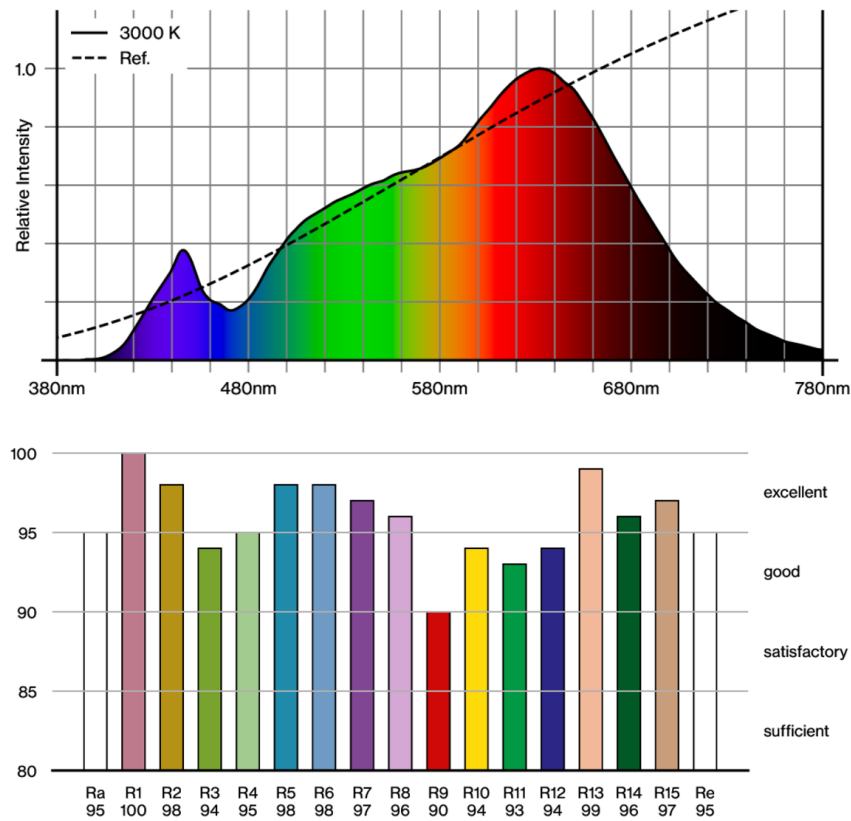


Project / Type

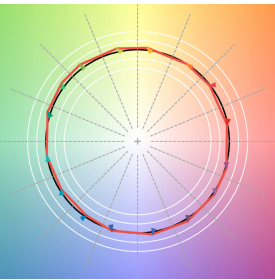
Notes

Count / Date

Colour rendering



TM30 colour vector graphic



The black line represents the black body reference. The red line indicates the results of the test light source. The deviation from the test light source to the reference is shown and is marked by arrows. The shorter the arrows, the higher the color rendering.