

SETA 60 CONEX


reflector direct / indirect plug / socket

suspended system

058-4124138R

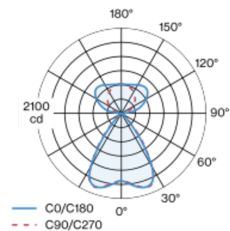


Project / Type	
Notes	
Count / Date	




Luminaire housing made of extruded aluminium profile; extremely slim design (only Ø 60 mm) linear; converter integrated into luminaire housing; for lighting systems; surface jet black powder coated; for suspended mounting (1500 mm cable suspension - oblique or straight - as an accessory); with integrated toolless suspension height adjustment on the luminaire; canopy for through wiring (available as an accessory); electrical connection of the luminaires via plug/socket system; connectors (L-, T- or X-shape) available as an accessory; luminaire connection rotatable around its own axis, which means that any spatial angle can be realized; extruded profile for improved thermal management; high gloss reflector with faceted design; Reflector chrome; direct/indirect illumination characteristic; indirect light component with integrated PC boards and high quality lens system for maximum, homogeneous ceiling illumination, separately controllable; $UGR \leq 13$; VDU compatible workplace luminaire according to DIN EN 12464-1; luminance above $65^\circ \leq 1500 \text{ cd/m}^2$; light colour 4000 K; binning initial MacAdam $\leq 3 \text{ SDCM}$; CRI ≥ 90 ; min. 90% of luminous flux after 50000 operating hours; energy efficient LEDs with high CRI; degree of protection IP20; PC1; 220-240 V; incl. DALI-2 converter; accessories are listed separately; light source replaceable by an authorized professional; control gear replaceable by an authorized professional;

Light distribution



Product drawing



General

Ceiling Suspended	
jet black RAL 9005	
Reflector chrome	
IP20	
indirect 3030 lm direct 2460 lm	
total 5490 lm	

LED

4000 K	
CRI ≥ 90	
L90 / 50000 h	
initial MacAdam $\leq 3 \text{ SDCM}$	
$R_g: 99 R_f: 92 R_{t(1-15)}: 90$	
MR 0.81 MDER 0.74	

Optical

Reflector symmetric	
$UGR \leq 13 \geq 65^\circ < 1500 \text{ cd/m}^2$	
$PstLM \leq 1.0^1 SVM \leq 0.4^1$	

Electrical

DALI-2 2 DALI Addr.	
PC1 220-240 V	
system 42 W	
system 131 lm/W ²	
plug / socked	

Physical

length 1181 mm width 60 mm height 60 mm	
2.8 kg	

¹ Value of containing product at full load (undimmed)
² incl. consideration of optical losses, internal control unit losses & operating device efficiency

Installation instructions



Lighting calculator

