

SETA 60 CONEX indirect socket / socket

suspended system


058-4238038



Project / Type

Notes

Count / Date



Luminaire housing made of extruded aluminium profile; extremely slim design (only Ø 60 mm) linear; converter integrated into luminaire housing; for lighting systems; surface jet black powder coated; for suspended mounting (1500 mm cable suspension - oblique or straight - as an accessory); with integrated toolless suspension height adjustment on the luminaire; canopy for through wiring (available as an accessory); electrical connection of the luminaires via plug/socket system; connectors (L-, T- or X-shape) available as an accessory; luminaire connection rotatable around its own axis, which means that any spatial angle can be realized; extruded profile for improved thermal management; indirect light component with integrated PC boards and high quality lens system for maximum, homogeneous ceiling illumination; $UGR \leq 10$; VDU compatible workplace luminaire according to DIN EN 12464-1; luminance above $65^\circ \leq 1500 \text{ cd/m}^2$; light colour 3000 K; binning initial MacAdam ≤ 3 SDCM; CRI ≥ 90 ; min. 90% of luminous flux after 50000 operating hours; energy efficient LEDs with high CRI; degree of protection IP20; PC1; 220-240 V; incl. DALI-2 converter; accessories are listed separately; light source replaceable by an authorized professional; control gear replaceable by an authorized professional;



General

Ceiling | Suspended

jet black | RAL 9005

IP20

5620 lm

LED

3000 K

CRI ≥ 90

L90 / 50000 h

initial MacAdam ≤ 3 SDCM

R_g: 99 | R_f: 91 | R₍₁₋₁₅₎: 89

MR 0.61 | MDER 0.55

Optical

Reflector | symmetric

UGR ≤ 10 | $\geq 65^\circ < 1500 \text{ cd/m}^2$

PstLM ≤ 1.0 ¹ | SVM ≤ 0.4 ¹

Electrical

DALI-2 | 1 DALI Addr.

PC1 | 220-240 V

system 47 W

system 120 lm/W²

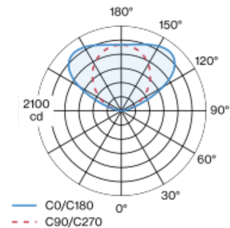
socket / socket

Physical

length 2351 mm | width 60 mm | height 60 mm

¹ Value of containing product at full load (undimmed)
² incl. consideration of optical losses, internal control unit losses & operating device efficiency

Light distribution



Product drawing



Installation instructions



Lighting calculator



SETA 60 CONEX indirect socket / socket

suspended system

058-4238038



Project / Type

Notes

Count / Date

Maintenance Factors

Operating Time [h]	10 000	20 000	30 000	40 000	50 000
LLMF	0.98	0.96	0.94	0.92	0.9
LSF	1	1	1	1	1
MF	LMF × RSMF × LLMF × LSF		RSMF ^a	Room Surface Maintenance Factor	
MF	Maintenance Factor		LLMF	Lamp Lumens Maintenance Factor	
LMF ^a	Luminaire Maintenance Factor		LSF	Lamp Survival Factor	

^a According to "CIE 97, Maintenance of indoor electric lighting systems", 2005, ISBN 3-900-734-34-8. The values must be determined by the planner.

Circuit Breaker Types

Automatic Circuit Breaker Type	Number of Fixtures
B10	31
B13	40
B16	50
B20	62
C10	52
C13	67
C16	85
C20	104



SETA 60 CONEX indirect socket / socket

suspended system

058-4238038



Project / Type


Notes

Count / Date

Mounting accessories

LINEAR CONNECTOR surface


TYPE	COLOUR	Ø (MM)	ARTICLE NUMBER(S)
mechanical	pure white	60	058-3013117
mechanical	jet black	60	058-3013118
mechanical & electrical	pure white	60	058-3013127
mechanical & electrical	jet black	60	058-3013128



60 18 7

LINEAR CONNECTOR suspended

TYPE	COLOUR	Ø (MM)	ARTICLE NUMBER(S)
mechanical	pure white	60	058-3013217
mechanical	jet black	60	058-3013218
mechanical & electrical	pure white	60	058-3013227
mechanical & electrical	jet black	60	058-3013228



60 18 7

L CONEX CONNECTOR

TYPE	COLOUR	ARTICLE NUMBER(S)
mechanical & electrical	pure white	058-3018727
mechanical & electrical	jet black	058-3018728



T CONEX CONNECTOR

TYPE	COLOUR	ARTICLE NUMBER(S)
mechanical & electrical	pure white	058-3018827
mechanical & electrical	jet black	058-3018828



X CONEX CONNECTOR

TYPE	COLOUR	ARTICLE NUMBER(S)
mechanical & electrical	pure white	058-3018927
mechanical & electrical	jet black	058-3018928



CONEX FLEX CONNECTOR

TYPE	COLOUR	Ø (MM)	ARTICLE NUMBER(S)
mechanical & electrical	pure white	60	058-3018627
mechanical & electrical	jet black	60	058-3018628



SETA 60 CONEX indirect socket / socket

suspended system

058-4238038



Project / Type

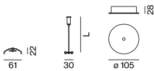
Notes

Count / Date

Mounting accessories


CEILING MOUNTING SET

COLOUR	L-W-H (MM)	ARTICLE NUMBER(S)
pure white	75-20-10	058-3014117
jet black	75-20-10	058-3014118




CABLE SUSPENSION

TYPE	COLOUR	ARTICLE NUMBER(S)
cable suspension	chrome	058-3014210
cable suspension	black	058-3014218
cable suspension angular max. 60°	chrome	058-3014310
cable suspension angular max. 60°	black	058-3014318



CONNECTOR CABLE SUSPENSION

COLOUR	ARTICLE NUMBER(S)
chrome	058-3018110
black	058-3018118



CANOPY

COLOUR	Ø (MM)	ARTICLE NUMBER(S)
pure white	90	005-2600037
jet black	90	005-2600038



SETA 60 CONEX indirect socket / socket

suspended system

058-4238038



Project / Type

Notes


Count / Date

Electrical accessories

END CAP POWER FEEDER surface

COLOUR
pure white
jet black

ARTICLE NUMBER(S)
058-3010217
058-3010218



MIDDLE POWER FEEDER surface

COLOUR
pure white
jet black

ARTICLE NUMBER(S)
058-3011217
058-3011218



END CAP POWER FEEDER suspended

COLOUR
pure white
jet black

ARTICLE NUMBER(S)
058-3010417
058-3010418



MIDDLE POWER FEEDER suspended

COLOUR
pure white
jet black

ARTICLE NUMBER(S)
058-3011317
058-3011318



L CONEX POWER FEEDER suspended

COLOUR
pure white
jet black

ARTICLE NUMBER(S)
058-3018737
058-3018738



Electrical accessories

ESSENTIAL SENSOR

TYPE
brightness & presence
brightness & presence

COLOUR
pure white
jet black

L-W-H (MM)
90-60-65
90-60-65

ARTICLE NUMBER(S)
058-3019117
058-3019118



SENSE SENSOR

TYPE
brightness, presence, temperature, sound pressure, humidity, CO2
brightness, presence, temperature, sound pressure, humidity, CO2

COLOUR
pure white
jet black

ARTICLE NUMBER(S)
058-3019217
058-3019218



[058-4238038] The technical data represent rated values for an ambient temperature of 25°C. The data values for the luminous flux are initially subject to a tolerance of +/- 10%, those for the electrical connected load are initially subject to a tolerance of +/- 10%, and those for the colour temperature are initially subject to a tolerance of +/- 150 K. No liability is assumed for typographical or printing errors. The general terms and conditions of XAL GmbH apply.
© XAL GmbH · Auer-Welsbach-Gasse 36 · 8055 Graz · Austria · www.xal.com

05.08.2025

SETA 60 CONEX indirect socket / socket

suspended system

058-4238038



Project / Type


Notes

Count / Date

Optical accessories

END CAP


COLOUR	ARTICLE NUMBER(S)
pure white	058-3010017
jet black	058-3010018



Optical accessories


BLIND CHANNEL standard

TYPE	COLOUR	L-W-H (MM)	ARTICLE NUMBER(S)
plug/socket incl. through wiring	pure white	585-60-60	058-4922037
plug/socket incl. through wiring	jet black	585-60-60	058-4922038
plug/socket incl. through wiring	pure white	1185-60-60	058-4924037
plug/socket incl. through wiring	jet black	1185-60-60	058-4924038
plug/socket incl. through wiring	pure white	2351-60-60	058-4928037
plug/socket incl. through wiring	jet black	2351-60-60	058-4928038
plug/socket incl. through wiring	pure white	2936-60-60	058-4929037
plug/socket incl. through wiring	jet black	2936-60-60	058-4929038

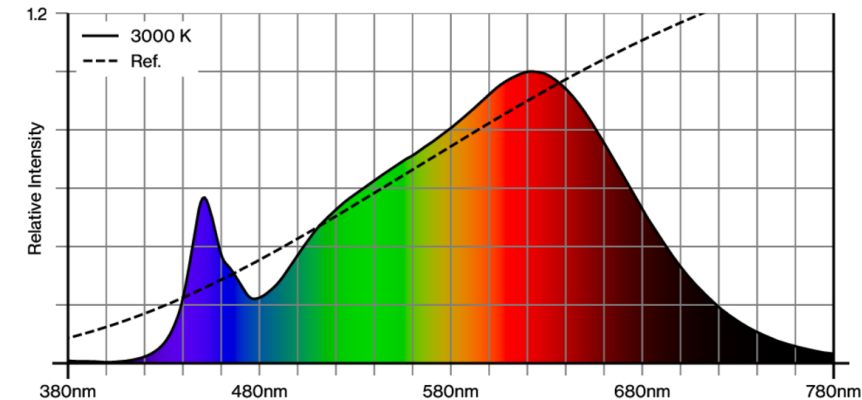


BLIND CHANNEL CONEX L/T/X

TYPE	COLOUR	L-W-H (MM)	ARTICLE NUMBER(S)
socket/socket incl. through wiring	pure white	585-60-60	058-4932037
socket/socket incl. through wiring	jet black	585-60-60	058-4932038
socket/socket incl. through wiring	pure white	1185-60-60	058-4934037
socket/socket incl. through wiring	jet black	1185-60-60	058-4934038
socket/socket incl. through wiring	pure white	2351-60-60	058-4938037
socket/socket incl. through wiring	jet black	2351-60-60	058-4938038
socket/socket incl. through wiring	pure white	2936-60-60	058-4939037
socket/socket incl. through wiring	jet black	2936-60-60	058-4939038



Colour rendering



SETA 60 CONEX indirect socket / socket

suspended system

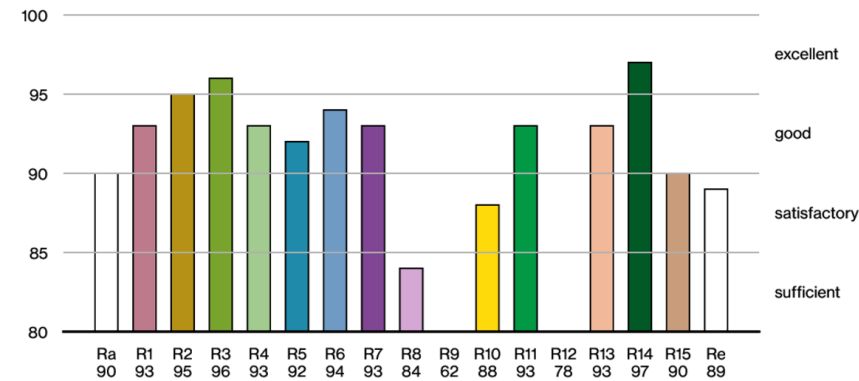
058-4238038



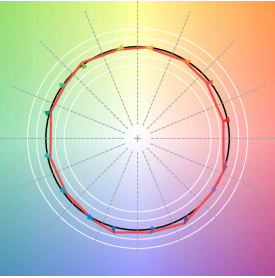
Project / Type

Notes

Count / Date



TM30 colour vector graphic



The black line represents the black body reference. The red line indicates the results of the test light source. The deviation from the test light source to the reference is shown and is marked by arrows. The shorter the arrows, the higher the color rendering.