

# ARY cable suspended 1 lamp

MOVE IT PRO


086-730003X8M



Project / Type

Notes

Count / Date



## General

Ceiling , Track Suspended

special colours

Converter Jet Black

IP20

1020 lm

## LED

3000 K

CRI  $\geq 90$

L80 / 50000 h

initial MacAdam  $\leq 3$  SDCM

R<sub>g</sub>: 98 , R<sub>r</sub>: 91 , R<sub>(1-15)</sub>: 89

MR 0.62

MDER 0.56

## Optical

medium

beam angle 25°

PstLM  $\leq 1.0$ <sup>1</sup>

SVM  $\leq 0.4$ <sup>1</sup>

## Electrical

DALI-2

220-240 V

system 14.1 W

system 72 lm/W<sup>2</sup>

PC2

1 DALI Addr.

## Physical

cable 2000 mm

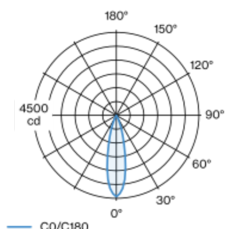
diameter 47 mm

height 110 mm

adapter 402 mm

Decorative pendant light inset made of aluminium; 1 lamp; cylindrical spotlight head; surface special colours powder coated; light inset, incl. high power adapter + converter can be installed flexibly and without tools; power supplied via MOVE IT PRO system track profile; pendant fitting with 2000mm suspension, incl. feed (special colours), can be individually shortened; shades available as accessory in RAL colours velvet beige, madeira brown, kingfisher grey, woodpecker olive, signal white or signal black; accessories are listed separately; passive cooling of the LEDs through improved heat sink geometry; with COB (Chip on Board) technology for maximum efficiency; no appearance of multiple shadows; light colour 3000 K; binning initial MacAdam  $\leq 3$  SDCM; CRI  $\geq 90$ ; min. 80% of luminous flux after 50000 operating hours; energy efficient LEDs with high CRI; good glare control through recessed light point level; incl. high quality lens system; precise radiation characteristic with 25° beam; degree of protection IP20; PC2; 220-240 V; DALI single control; flicker-free visual comfort through analogue current control (minimum value 1%); light source replaceable by an authorized professional; control gear replaceable by an authorized professional;

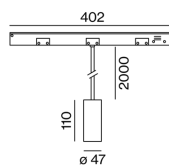
## Light distribution



medium 25°

h (m)	E0° (lx)	ø (m)
1	4410	0.44
2	1100	0.89
3	490	1.33
4	280	1.78
5	180	2.22

## Product drawing



<sup>1</sup> Value of containing product at full load (undimmed)

<sup>2</sup> incl. consideration of optical losses, internal control unit losses & operating device efficiency

## Installation instructions



## Lighting calculator

