

NOBA 60 suspended 3 lamps

MOVE IT PRO
086-71209397W



Project / Type

Notes

Count / Date



Decorative pendant light inset made of aluminium; 3 lamps; surface anodised rose gold; light inset, incl. high power adapter + converter can be installed flexibly and without tools; power supplied via MOVE IT PRO system track profile; pendant fitting with 2000mm suspension, incl. feed (black), can be individually shortened; passive cooling of the LEDs through improved heat sink geometry; light colour 2700 K; binning initial MacAdam ≤ 2 SDCM; CRI ≥ 90 ; min. 80% of luminous flux after 50000 operating hours; energy efficient LEDs with high CRI; high quality plano-convex glass lens; beam angle 67°; no multiple shadows; degree of protection IP20; PC2; 220-240 V; DALI-2 control; flicker-free visual comfort through analogue current control (minimum value 1%); light source replaceable by an authorized professional; control gear replaceable by an authorized professional;



General

Ceiling | Track Suspended

rose gold

Converter Traffic White

IP20

3160 lm

LED

2700 K

CRI ≥ 90

L80 / 50000 h

initial MacAdam ≤ 2 SDCM

R_g: 97 | R_r: 91 | R_{f(1-15)}: 87

MR 0.52 | MDER 0.47

Optical

wide flood | beam angle 67°

PstLM $\leq 1.0^{1\ 2}$ | SVM $\leq 0.4^{1\ 2}$

Electrical

DALI-2 | 1 DALI Addr.

PC2 | 220-240 V

system 28.7 W

system 110 lm/W ³

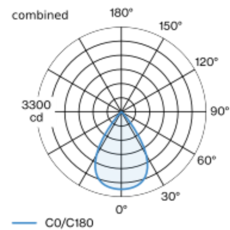
Physical

length 60 mm | width 60 mm | height 60 mm

adapter 402 mm

suspension 2000 mm

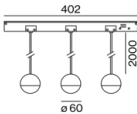
Light distribution



wide flood 67° combined

h (m)	EO° (lx)	ø (m)
1	3000	1.31
2	750	2.63
3	330	3.94
4	190	5.26
5	120	6.57

Product drawing



¹ combined ² Value of containing product at full load (undimmed)
³ incl. consideration of optical losses, internal control unit losses & operating device efficiency

Installation instructions



NOBA 60 suspended 3 lamps

MOVE IT PRO
086-71209397W



Project / Type

Notes

Count / Date

Maintenance Factors

Operating Time [h]	10 000	20 000	30 000	40 000	50 000
LLMF	0.964	0.923	0.884	0.847	0.811
LSF	1	1	1	1	1

MF	LMF × RSMF × LLMF × LSF	RSMF ^a	Room Surface Maintenance Factor
MF	Maintenance Factor	LLMF	Lamp Lumens Maintenance Factor
LMF ^a	Luminaire Maintenance Factor	LSF	Lamp Survival Factor

^a According to "CIE 97, Maintenance of indoor electric lighting systems", 2005, ISBN 3-900-734-34-8. The values must be determined by the planner.

Circuit Breaker Types

Automatic Circuit Breaker Type	Number of Fixtures
B10	17
B13	22
B16	28
C10	22
C13	27
C16	35

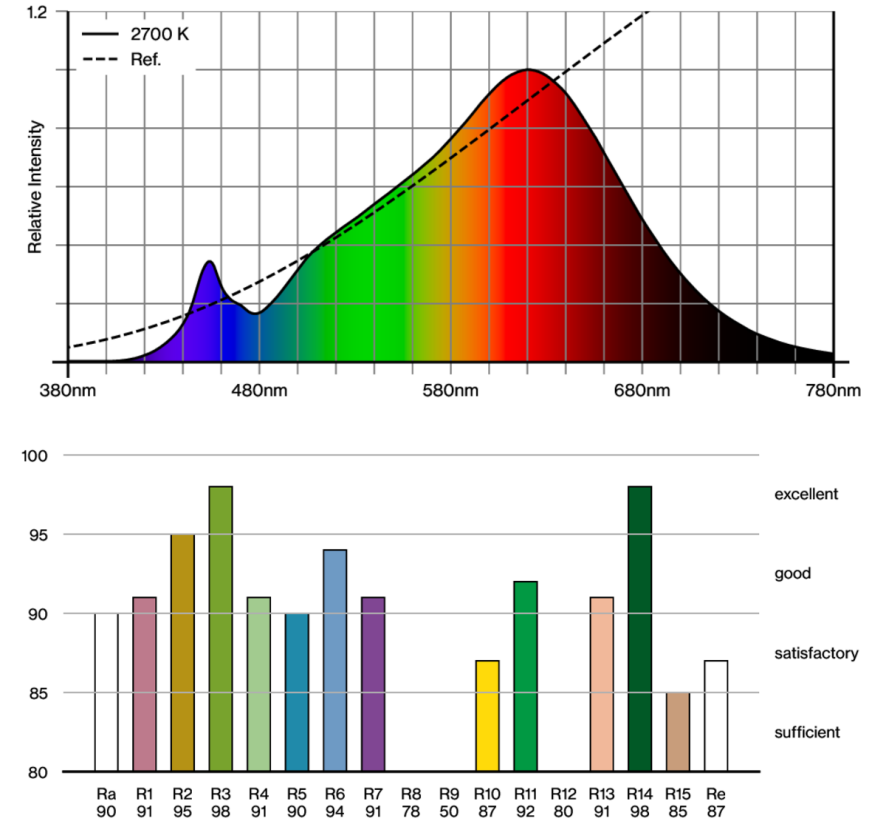
Mounting accessories

HOOK surface

COLOUR	Ø (MM)	ARTICLE NUMBER(S)
traffic white	16	030-1000017
jet black	16	030-1000018



Colour rendering



NOBA 60 suspended 3 lamps

MOVE IT PRO
086-71209397W



Project / Type

Notes

Count / Date

TM30 colour vector graphic



The black line represents the black body reference. The red line indicates the results of the test light source. The deviation from the test light source to the reference is shown and is marked by arrows. The shorter the arrows, the higher the color rendering.