

NOBA 60 suspended 3 lamps

MOVE IT PRO
086-71201397W



Project / Type _____

Notes _____

Count / Date _____



Decorative pendant light inset made of aluminium; 3 lamps; surface anodised rose gold; light inset, incl. high power adapter + converter can be installed flexibly and without tools; power supplied via MOVE IT PRO system track profile; pendant fitting with 2000mm suspension, incl. feed (black), can be individually shortened; passive cooling of the LEDs through improved heat sink geometry; light colour 4000 K; binning initial MacAdam ≤ 2 SDCM; CRI ≥ 90 ; min. 80% of luminous flux after 50000 operating hours; energy efficient LEDs with high CRI; high quality plano-convex glass lens; beam angle 67°; no multiple shadows; degree of protection IP20; PC2; 220-240 V; DALI-2 control; flicker-free visual comfort through analogue current control (minimum value 1%); light source replaceable by an authorized professional; control gear replaceable by an authorized professional;



General

Ceiling | Track Suspended _____

rose gold _____

Converter Traffic White _____

IP20 _____

3440 lm _____

LED

4000 K _____

CRI ≥ 90 _____

L80 / 50000 h _____

initial MacAdam ≤ 2 SDCM _____

R_g: 98 | R_f: 90 | R_{t(1-15)}: 88 _____

MR 0.8 | MDER 0.72 _____

Optical

wide flood | beam angle 67° _____

PstLM $\leq 1.0^{1,2}$ | SVM $\leq 0.4^{1,2}$ _____

Electrical

DALI-2 | 1 DALI Addr. _____

PC2 | 220-240 V _____

system 28.7 W _____

system 120 lm/W ³ _____

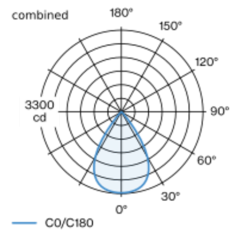
Physical

length 60 mm | width 60 mm | height 60 mm _____

adapter 402 mm _____

suspension 2000 mm _____

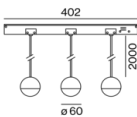
Light distribution



wide flood 67° combined

h (m)	EO° (lx)	ø (m)
1	3270	1.31
2	820	2.63
3	360	3.94
4	200	5.26
5	130	6.57

Product drawing



¹ combined ² Value of containing product at full load (undimmed)
³ incl. consideration of optical losses, internal control unit losses & operating device efficiency

Installation instructions



NOBA 60 suspended 3 lamps

MOVE IT PRO
086-71201397W



Project / Type

Notes

Count / Date

Maintenance Factors

Operating Time [h]	10 000	20 000	30 000	40 000	50 000
LLMF	0.964	0.923	0.884	0.847	0.811
LSF	1	1	1	1	1

MF	LMF × RSMF × LLMF × LSF	RSMF ^a	Room Surface Maintenance Factor
MF	Maintenance Factor	LLMF	Lamp Lumens Maintenance Factor
LMF ^a	Luminaire Maintenance Factor	LSF	Lamp Survival Factor

^a According to "CIE 97, Maintenance of indoor electric lighting systems", 2005, ISBN 3-900-734-34-8. The values must be determined by the planner.

Circuit Breaker Types

Automatic Circuit Breaker Type	Number of Fixtures
B10	17
B13	22
B16	28
C10	22
C13	27
C16	35

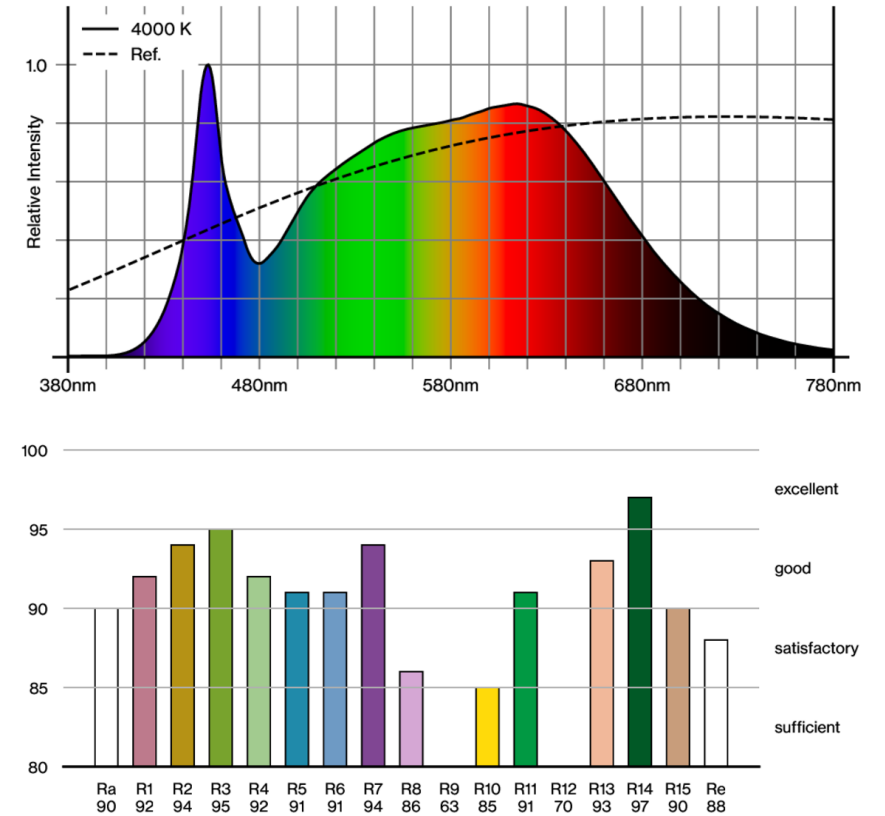
Mounting accessories

HOOK surface

COLOUR	Ø (MM)	ARTICLE NUMBER(S)
traffic white	16	030-1000017
jet black	16	030-1000018



Colour rendering



NOBA 60 suspended 3 lamps

MOVE IT PRO
086-71201397W



Project / Type

Notes

Count / Date

TM30 colour vector graphic



The black line represents the black body reference. The red line indicates the results of the test light source. The deviation from the test light source to the reference is shown and is marked by arrows. The shorter the arrows, the higher the color rendering.

