

FRAME 60 high lumen

trim system

007-9338D37 006-16232H 035-0253G



Project / Type

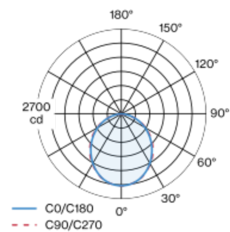
Notes

Count / Date



Luminaire housing made of extruded aluminium profile; recessed light with wrap around edge; for continuous lighting systems; suitable for ceiling thickness of 8-25 mm; surface white aluminium powder coated; luminaire profile for mounting available in advance; remaining lamp components mounted without tools; LED light inset consisting of highly reflective lacquered aluminium for improved thermal management; light colour: tunable white diodes (2700-6500 K); binning initial MacAdam ≤ 3 SDCM; CRI ≥ 80 ; min. 90% of luminous flux after 50000 operating hours; energy efficient LEDs with high CRI; HPO (High Performance Opal) cover for uniform illumination; degree of protection IP20; PC1; 220-240 V; internal wiring in light halogen free; incl. DALI-2 converter; accessories are listed separately; light source replaceable by an authorized professional; control gear replaceable by an authorized professional;

Light distribution



Product drawing



General

Ceiling | Recessed

white aluminium | RAL 9006

IP20

6020 lm

2570 lm/m

LED

tunable white | 2700 K - 6500 K

CRI ≥ 80

L90 / 50000 h

initial MacAdam ≤ 3 SDCM

MR 0.48 | MDER 0.44

Optical

High Performance Opal | opal (lambertsch)

PstLM ≤ 1.0 ¹ | SVM ≤ 0.4 ¹

Electrical

DALI-2 | 1 DALI Addr.

DT8

PC1 | 220-240 V

system 49 W

system 123 lm/W ²

21 W/m

Physical

length 2344 mm | width 77 mm | height 78 mm

5.3 kg

Cutout

length 2360 mm | width 66 mm

min. ceiling thickness 8 mm | max. ceiling thickness 25 mm

recessed depth 108 mm

¹ Value of containing product at full load (undimmed)
² incl. consideration of optical losses, internal control unit losses & operating device efficiency

Installation instructions



Lighting calculator



FRAME 60 high lumen

trim system

007-9338D37 006-16232H 035-0253G



Project / Type _____

Notes _____

Count / Date _____

Maintenance Factors

Operating Time [h]	10 000	20 000	30 000	40 000	50 000
LLMF	0.98	0.96	0.94	0.92	0.9
LSF	1	1	1	1	1

MF	LMF × RSMF × LLMF × LSF	RSMF ^a	Room Surface Maintenance Factor
MF	Maintenance Factor	LLMF	Lamp Lumens Maintenance Factor
LMF ^a	Luminaire Maintenance Factor	LSF	Lamp Survival Factor

^a According to "CIE 97, Maintenance of indoor electric lighting systems", 2005, ISBN 3-900-734-34-8. The values must be determined by the planner.

Circuit Breaker Types

Automatic Circuit Breaker Type	Number of Fixtures
B10	9
B13	12
B16	15
B20	19
C10	15
C13	20
C16	25
C20	32

Components

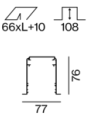

LIGHT OPTIC COVER

TYPE	ARTICLE NUMBER(S)
opal high performance	006-16232H



INSTALLATION CHANNEL


COLOUR	L-W-H (MM)	ARTICLE NUMBER(S)
white aluminium	2344-77-76	035-0253G



Mounting accessories

END CAPS

TYPE	COLOUR	ARTICLE NUMBER(S)
1 pair	traffic white	035-13137
1 pair	white aluminium	035-1313G



FRAME 60 high lumen

trim system

007-9338D37 006-16232H 035-0253G



Project / Type

Notes

Count / Date

Mounting accessories

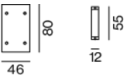
LINEAR CONNECTOR

TYPE	ARTICLE NUMBER(S)
1 piece	005-40046
10 pieces	005-40046.10



OPAL COVER LINEAR CONNECTOR

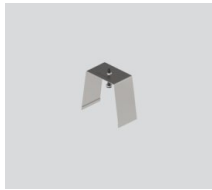
ARTICLE NUMBER(S)
006-14000



Mounting accessories

MOUNTING BRACKET recessed trim

TYPE	ARTICLE NUMBER(S)
1 piece	035-10200
25 pieces	035-10200.25



Electrical accessories

THROUGH WIRE

TYPE	ARTICLE NUMBER(S)
10 pieces	004-90003
10 pieces	004-90005

