

FRAME 60 mid lumen

trim system

007-93L9617 006-16302H 035-0303G



Project / Type

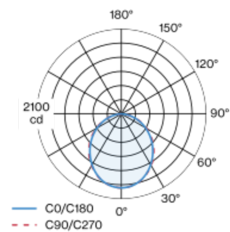
Notes

Count / Date



Luminaire housing made of extruded aluminium profile; recessed light with wrap around edge; for continuous lighting systems; suitable for ceiling thickness of 8-25 mm; surface white aluminium powder coated; luminaire profile for mounting available in advance; remaining lamp components mounted without tools; LED light inset consisting of highly reflective lacquered aluminium for improved thermal management; light colour 4000 K; binning initial MacAdam ≤ 3 SDCM; CRI ≥ 80 ; min. 90% of luminous flux after 50000 operating hours; energy efficient LEDs with high CRI; HPO (High Performance Opal) cover for uniform illumination; degree of protection IP20; PC1; 220-240 V; internal wiring in light halogen free; incl. converter, non dimmable; accessories are listed separately; light source replaceable by an authorized professional; control gear replaceable by an authorized professional;

Light distribution



Product drawing



General

Ceiling | Recessed

white aluminium | RAL 9006

IP20

4820 lm

1610 lm/m

LED

4000 K

CRI ≥ 80

L90 / 50000 h

initial MacAdam ≤ 3 SDCM

MR 0.72 | MDER 0.65

Optical

High Performance Opal | opal (lambertsch)

Electrical

non DIM

PC1 | 220-240 V

system 33 W

system 146 lm/W ¹

11 W/m

Physical

trim

length 3016 mm | width 77 mm | height 78 mm

6.8 kg

Cutout

length 3016 mm | width 66 mm

min. ceiling thickness 8 mm | max. ceiling thickness 25 mm

recessed depth 108 mm

¹ incl. consideration of optical losses, internal control unit losses & operating device efficiency

Installation instructions



Lighting calculator



FRAME 60 mid lumen

trim system

007-93L9617 006-16302H 035-0303G



Project / Type

Notes

Count / Date

Maintenance Factors

Operating Time [h]	10 000	20 000	30 000	40 000	50 000
LLMF	0.98	0.96	0.94	0.92	0.9
LSF	1	1	1	1	1
MF	LMF × RSMF × LLMF × LSF		RSMF ^a Room Surface Maintenance Factor		
MF	Maintenance Factor		LLMF Lamp Lumens Maintenance Factor		
LMF ^a	Luminaire Maintenance Factor		LSF Lamp Survival Factor		

^a According to "CIE 97, Maintenance of indoor electric lighting systems", 2005, ISBN 3-900-734-34-8. The values must be determined by the planner.

Circuit Breaker Types

Automatic Circuit Breaker Type	Number of Fixtures
B10	15
B13	19
B16	24
B20	30
C10	25
C13	32
C16	40
C20	49

Components


LIGHT OPTIC COVER

TYPE

opal high performance

ARTICLE NUMBER(S)

006-16302H



INSTALLATION CHANNEL

COLOUR


white aluminium

L-W-H (MM)

3000-77-76

ARTICLE NUMBER(S)

035-0303G



Mounting accessories

END CAPS

TYPE

1 pair

COLOUR

traffic white


ARTICLE NUMBER(S)

035-13137

1 pair

white aluminium

035-1313G



FRAME 60 mid lumen

trim system

007-93L9617 006-16302H 035-0303G



Project / Type

Notes

Count / Date

Mounting accessories

LINEAR CONNECTOR

TYPE	ARTICLE NUMBER(S)
1 piece	005-40046
10 pieces	005-40046.10



OPAL COVER LINEAR CONNECTOR

ARTICLE NUMBER(S)
006-14000



Mounting accessories

MOUNTING BRACKET recessed trim

TYPE	ARTICLE NUMBER(S)
1 piece	035-10200
25 pieces	035-10200.25



Electrical accessories

THROUGH WIRE

TYPE	ARTICLE NUMBER(S)
10 pieces	004-90003
10 pieces	004-90005

