

MINO 60 high lumen

ceiling / suspended system


007-93M2037 006-16062H 046-4002018



Project / Type

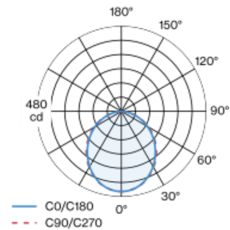
Notes

Count / Date



Luminaire housing made of extruded aluminium profile; angular design; for continuous lighting systems; light tight final end caps made of aluminium (available as an accessory); no visible screws; surface jet black powder coated; for ceiling surface mounting or suspended mounting (1500 mm cable suspension as an accessory); with integrated toolless suspension height adjustment on the luminaire; spring clip attachment to the luminaire; freely positionable; luminaire profile for mounting available in advance; remaining lamp components mounted without tools; LED light inset consisting of highly reflective lacquered aluminium for improved thermal management; light colour 3000 K; binning initial MacAdam ≤ 3 SDCM; CRI ≥ 90 ; min. 90% of luminous flux after 50000 operating hours; energy efficient LEDs with high CRI; HPO (High Performance Opal) cover for uniform illumination; degree of protection IP20; PC1; 220-240 V; internal wiring in light halogen free; incl. DALI-2 converter; accessories are listed separately; light source replaceable by an authorized professional; control gear replaceable by an authorized professional;

Light distribution



Product drawing



General

Ceiling | Suspended

jet black | RAL 9005

IP20

1190 lm

2080 lm/m

LED

3000 K

CRI ≥ 90

L90 / 50000 h

initial MacAdam ≤ 3 SDCM

R_g: 99 | R_f: 91 | R_(f-15): 89

MR 0.61 | MDER 0.55

Optical

High Performance Opal | opal (lambertsch)

PstLM ≤ 1.0 ¹ | SVM ≤ 0.4 ¹

Electrical

DALI-2 | 1 DALI Addr.

PC1 | 220-240 V

system 12.1 W

system 98 lm/W ²

21 W/m

Physical

trim

length 572 mm | width 60 mm | height 80 mm

1.55 kg

¹ Value of containing product at full load (undimmed)
² incl. consideration of optical losses, internal control unit losses & operating device efficiency

Installation instructions



Lighting calculator



MINO 60 high lumen

ceiling / suspended system

007-93M2037 006-16062H 046-4002018



Project / Type _____

Notes _____

Count / Date _____

Maintenance Factors

| Operating Time [h] | 10 000 | 20 000 | 30 000 | 40 000 | 50 000 |
|--------------------|------------------------------|--------|---|--------|--------|
| LLMF | 0.98 | 0.96 | 0.94 | 0.92 | 0.9 |
| LSF | 1 | 1 | 1 | 1 | 1 |
| MF | LMF × RSMF × LLMF × LSF | | RSMF ^a Room Surface Maintenance Factor | | |
| MF | Maintenance Factor | | LLMF Lamp Lumens Maintenance Factor | | |
| LMF ^a | Luminaire Maintenance Factor | | LSF Lamp Survival Factor | | |

^a According to "CIE 97, Maintenance of indoor electric lighting systems", 2005, ISBN 3-900-734-34-8. The values must be determined by the planner.


Circuit Breaker Types

| Automatic Circuit Breaker Type | Number of Fixtures |
|--------------------------------|--------------------|
| B10 | 18 |
| B13 | 23 |
| B16 | 28 |
| B20 | 35 |
| C10 | 30 |
| C13 | 38 |
| C16 | 46 |
| C20 | 58 |

Components


LIGHT OPTIC COVER

| TYPE | ARTICLE NUMBER(S) |
|-----------------------|-------------------|
| opal high performance | 006-16062H |



INSTALLATION CHANNEL

| COLOUR | L-W-H (MM) | ARTICLE NUMBER(S) |
|-----------|------------|-------------------|
| jet black | 572-60-80 | 046-4002018 |



Mounting accessories

END CAPS

| TYPE | COLOUR | L-W-H (MM) | ARTICLE NUMBER(S) |
|--------|-----------------|------------|-------------------|
| 1 pair | traffic white | 60-40-4 | 046-5010017 |
| 1 pair | jet black | 60-40-4 | 046-5010018 |
| 1 pair | white aluminium | 60-40-4 | 046-501001G |
| 1 pair | special colours | 60-40-4 | 046-501001X |



MINO 60 high lumen

ceiling / suspended system

007-93M2037 006-16062H 046-4002018



Project / Type

Notes

Count / Date

Mounting accessories

LINEAR CONNECTOR

| | |
|-----------|-------------------|
| TYPE | ARTICLE NUMBER(S) |
| 1 piece | 005-40046 |
| 10 pieces | 005-40046.10 |



OPAL COVER LINEAR CONNECTOR

| |
|-------------------|
| ARTICLE NUMBER(S) |
| 006-14000 |



Mounting accessories

CEILING CLIP surface

| | |
|-------------|-------------------|
| COLOUR | ARTICLE NUMBER(S) |
| transparent | 034-11636 |



Mounting accessories

CABLE SUSPENSION

| |
|-------------------|
| ARTICLE NUMBER(S) |
| 005-2122110 |



CABLE RAIL

| | |
|--------|-------------------|
| Ø (MM) | ARTICLE NUMBER(S) |
| 1200 | 005-2491110 |



Electrical accessories

THROUGH WIRE

| | |
|-----------|-------------------|
| TYPE | ARTICLE NUMBER(S) |
| 10 pieces | 004-90003 |
| 10 pieces | 004-90005 |



MINO 60 high lumen

ceiling / suspended system

007-93M2037 006-16062H 046-4002018



Project / Type

Notes

Count / Date

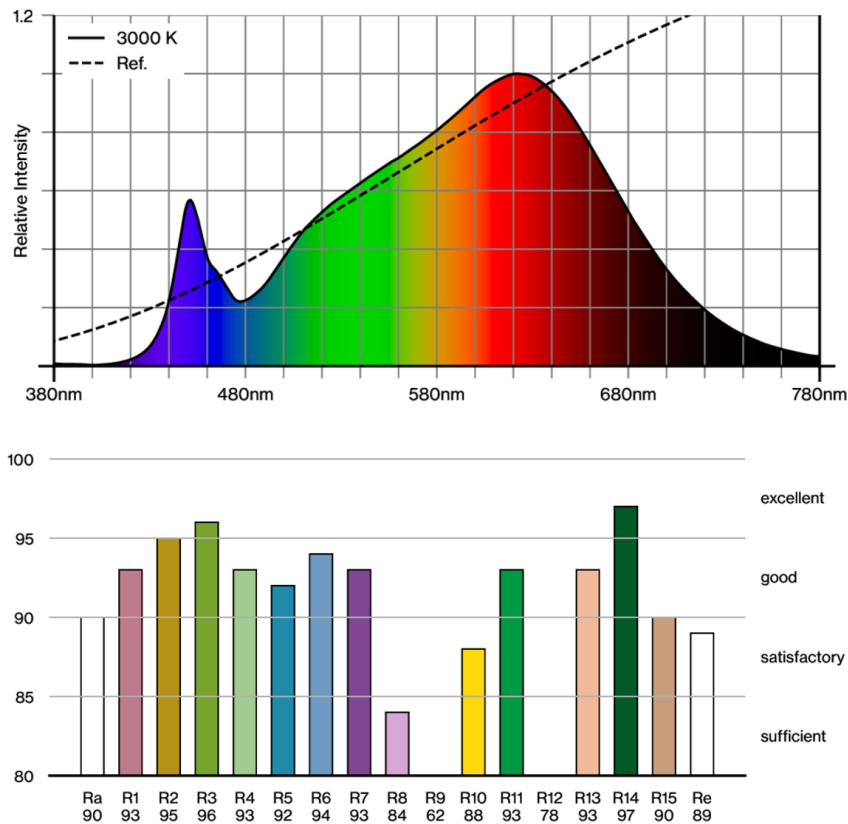
Electrical accessories

CANOPY

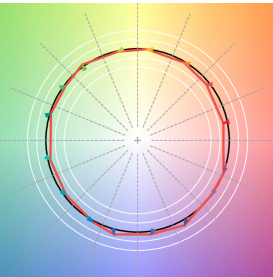
| COLOUR | L-W-H (MM) | ARTICLE NUMBER(S) |
|---------------|------------|-------------------|
| traffic white | 90-90-22 | 005-2212317 |
| jet black | 90-90-22 | 005-2212318 |
| pure white | 90-90-22 | 005-2212417 |
| jet black | 90-90-22 | 005-2212418 |



Colour rendering



TM30 colour vector graphic



The black line represents the black body reference. The red line indicates the results of the test light source. The deviation from the test light source to the reference is shown and is marked by arrows. The shorter the arrows, the higher the color rendering.

