

MINO 60 high lumen

ceiling / suspended system


007-93M3037 006-16092G 046-4003018



Project / Type

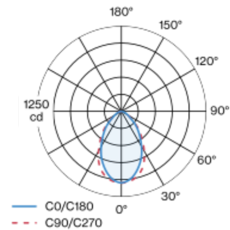
Notes

Count / Date



Luminaire housing made of extruded aluminium profile; angular design; for continuous lighting systems; light tight final end caps made of aluminium (available as an accessory); no visible screws; surface jet black powder coated; for ceiling surface mounting or suspended mounting (1500 mm cable suspension as an accessory); with integrated toolless suspension height adjustment on the luminaire; spring clip attachment to the luminaire; freely positionable; luminaire profile for mounting available in advance; remaining lamp components mounted without tools; LED light inset consisting of highly reflective lacquered aluminium for improved thermal management; light colour 3000 K; binning initial MacAdam ≤ 3 SDCM; CRI ≥ 90 ; min. 90% of luminous flux after 50000 operating hours; energy efficient LEDs with high CRI; micro prismatic PMMA diffuser incl. diffuser film for homogeneous illumination and reduced luminance; degree of protection IP20; PC1; 220-240 V; internal wiring in light halogen free; incl. DALI-2 converter; accessories are listed separately; light source replaceable by an authorized professional; control gear replaceable by an authorized professional;

Light distribution



Product drawing



General

Ceiling | Suspended

jet black | RAL 9005

IP20

1560 lm

1780 lm/m

LED

3000 K

CRI ≥ 90

L90 / 50000 h

initial MacAdam ≤ 3 SDCM

R_g: 99 | R_f: 91 | R_{h-15}: 89

MR 0.61 | MDER 0.55

Optical

Microprismatic | microprismatic

PstLM ≤ 1.0 ¹ | SVM ≤ 0.4 ¹

Electrical

DALI-2 | 1 DALI Addr.

PC1 | 220-240 V

system 17.5 W

system 89 lm/W ²

20 W/m

Physical

trim

length 872 mm | width 60 mm | height 80 mm

2.29 kg

¹ Value of containing product at full load (undimmed)
² incl. consideration of optical losses, internal control unit losses & operating device efficiency

Installation instructions



Lighting calculator



MINO 60 high lumen

ceiling / suspended system

007-93M3037 006-16092G 046-4003018



Project / Type _____

Notes _____

Count / Date _____

Maintenance Factors

Operating Time [h]	10 000	20 000	30 000	40 000	50 000
LLMF	0.98	0.96	0.94	0.92	0.9
LSF	1	1	1	1	1
MF	LMF × RSMF × LLMF × LSF		RSMF ^a Room Surface Maintenance Factor		
MF	Maintenance Factor		LLMF Lamp Lumens Maintenance Factor		
LMF ^a	Luminaire Maintenance Factor		LSF Lamp Survival Factor		

^a According to "CIE 97, Maintenance of indoor electric lighting systems", 2005, ISBN 3-900-734-34-8. The values must be determined by the planner.


Circuit Breaker Types

Automatic Circuit Breaker Type	Number of Fixtures
B10	18
B13	23
B16	28
B20	35
C10	30
C13	38
C16	46
C20	58

Components


LIGHT OPTIC COVER

TYPE	ARTICLE NUMBER(S)
microprismatic (UGR<19)*	006-16092G



INSTALLATION CHANNEL

COLOUR	L-W-H (MM)	ARTICLE NUMBER(S)
jet black	872-60-80	046-4003018



Mounting accessories

END CAPS

TYPE	COLOUR	L-W-H (MM)	ARTICLE NUMBER(S)
1 pair	traffic white	60-40-4	046-5010017
1 pair	jet black	60-40-4	046-5010018
1 pair	white aluminium	60-40-4	046-501001G
1 pair	special colours	60-40-4	046-501001X



MINO 60 high lumen

ceiling / suspended system

007-93M3037 006-16092G 046-4003018



Project / Type

Notes

Count / Date

Mounting accessories

LINEAR CONNECTOR

TYPE	ARTICLE NUMBER(S)
1 piece	005-40046
10 pieces	005-40046.10



OPAL COVER LINEAR CONNECTOR

ARTICLE NUMBER(S)
006-14000



Mounting accessories

CEILING CLIP surface

COLOUR	ARTICLE NUMBER(S)
transparent	034-11636



Mounting accessories

CABLE SUSPENSION

ARTICLE NUMBER(S)
005-2122110



CABLE RAIL

Ø (MM)	ARTICLE NUMBER(S)
1200	005-2491110



Electrical accessories

THROUGH WIRE

TYPE	ARTICLE NUMBER(S)
10 pieces	004-90003
10 pieces	004-90005



MINO 60 high lumen

ceiling / suspended system

007-93M3037 006-16092G 046-4003018



Project / Type

Notes

Count / Date

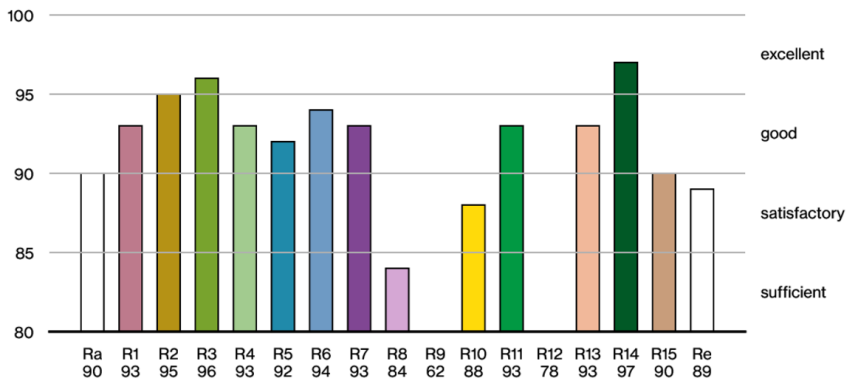
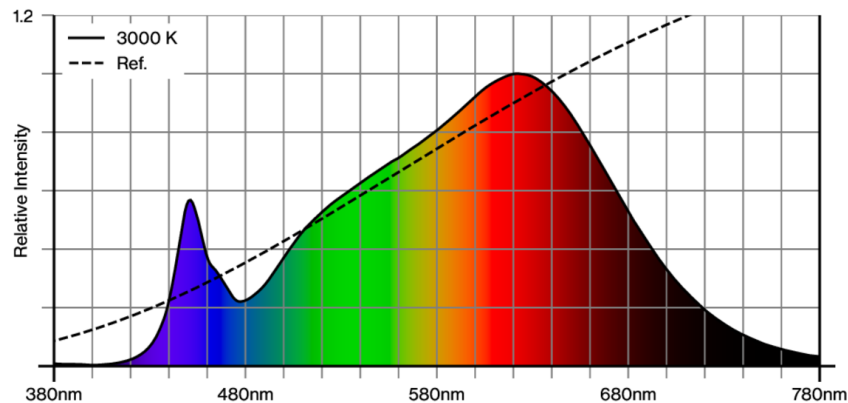
Electrical accessories

CANOPY

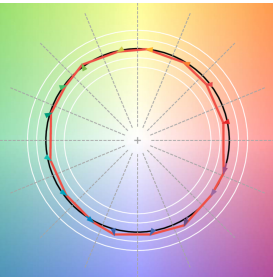
COLOUR	L-W-H (MM)	ARTICLE NUMBER(S)
traffic white	90-90-22	005-2212317
jet black	90-90-22	005-2212318
pure white	90-90-22	005-2212417
jet black	90-90-22	005-2212418



Colour rendering



TM30 colour vector graphic



The black line represents the black body reference. The red line indicates the results of the test light source. The deviation from the test light source to the reference is shown and is marked by arrows. The shorter the arrows, the higher the color rendering.

