

# MINO 60 high lumen

ceiling / suspended system


007-93M9117 006-16302H 046-4009018



Project / Type

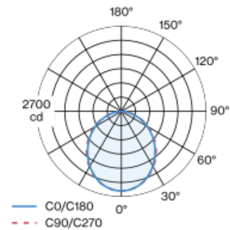
Notes

Count / Date



Luminaire housing made of extruded aluminium profile; angular design; for continuous lighting systems; light tight final end caps made of aluminium (available as an accessory); no visible screws; surface jet black powder coated; for ceiling surface mounting or suspended mounting (1500 mm cable suspension as an accessory); with integrated toolless suspension height adjustment on the luminaire; spring clip attachment to the luminaire; freely positionable; luminaire profile for mounting available in advance; remaining lamp components mounted without tools; LED light inset consisting of highly reflective lacquered aluminium for improved thermal management; light colour 4000 K; binning initial MacAdam  $\leq 3$  SDCM; CRI  $\geq 90$ ; min. 90% of luminous flux after 50000 operating hours; energy efficient LEDs with high CRI; HPO (High Performance Opal) cover for uniform illumination; degree of protection IP20; PC1; 220-240 V; internal wiring in light halogen free; incl. converter, non dimmable; accessories are listed separately; light source replaceable by an authorized professional; control gear replaceable by an authorized professional;

### Light distribution



### Product drawing



### General

Ceiling | Suspended

jet black | RAL 9005

IP20

6640 lm

2210 lm/m

### LED

4000 K

CRI  $\geq 90$

L90 / 50000 h

initial MacAdam  $\leq 3$  SDCM

R<sub>g</sub>: 99 | R<sub>f</sub>: 92 | R<sub>f(1-15)</sub>: 90

MR 0.81 | MDER 0.74

### Optical

High Performance Opal | opal (lambertsch)

### Electrical

non DIM

PC1 | 220-240 V

system 58 W

system 114 lm/W <sup>1</sup>

19 W/m

### Physical

trim

length 3000 mm | width 60 mm | height 80 mm

6.9 kg

<sup>1</sup> incl. consideration of optical losses, internal control unit losses & operating device efficiency

### Installation instructions



### Lighting calculator



# MINO 60 high lumen

ceiling / suspended system

007-93M9117 006-16302H 046-4009018



Project / Type

Notes

Count / Date

## Maintenance Factors

Operating Time [h]	10 000	20 000	30 000	40 000	50 000
LLMF	0.98	0.96	0.94	0.92	0.9
LSF	1	1	1	1	1
MF	LMF × RSMF × LLMF × LSF		RSMF <sup>a</sup> Room Surface Maintenance Factor		
MF	Maintenance Factor		LLMF Lamp Lumens Maintenance Factor		
LMF <sup>a</sup>	Luminaire Maintenance Factor		LSF Lamp Survival Factor		

<sup>a</sup> According to "CIE 97, Maintenance of indoor electric lighting systems", 2005, ISBN 3-900-734-34-8. The values must be determined by the planner.


## Circuit Breaker Types

Automatic Circuit Breaker Type	Number of Fixtures
B10	15
B13	19
B16	24
B20	30
C10	25
C13	32
C16	40
C20	49

## Components


### LIGHT OPTIC COVER

TYPE	ARTICLE NUMBER(S)
opal high performance	006-16302H



### INSTALLATION CHANNEL

COLOUR	L-W-H (MM)	ARTICLE NUMBER(S)
jet black	3000-60-80	046-4009018



## Mounting accessories

### END CAPS

TYPE	COLOUR	L-W-H (MM)	ARTICLE NUMBER(S)
1 pair	traffic white	60-40-4	046-5010017
1 pair	jet black	60-40-4	046-5010018
1 pair	white aluminium	60-40-4	046-501001G
1 pair	special colours	60-40-4	046-501001X



# MINO 60 high lumen

ceiling / suspended system

007-93M9117 006-16302H 046-4009018



Project / Type

Notes

Count / Date

## Mounting accessories

### LINEAR CONNECTOR

TYPE	ARTICLE NUMBER(S)
1 piece	005-40046
10 pieces	005-40046.10



### OPAL COVER LINEAR CONNECTOR

ARTICLE NUMBER(S)
006-14000



## Mounting accessories

### CEILING CLIP surface

COLOUR	ARTICLE NUMBER(S)
transparent	034-11636



## Mounting accessories

### CABLE SUSPENSION

ARTICLE NUMBER(S)
005-2122110



### CABLE RAIL

Ø (MM)	ARTICLE NUMBER(S)
1200	005-2491110



## Electrical accessories

### THROUGH WIRE

TYPE	ARTICLE NUMBER(S)
10 pieces	004-90003
10 pieces	004-90005



# MINO 60 high lumen

ceiling / suspended system

007-93M9117 006-16302H 046-4009018



Project / Type

Notes

Count / Date

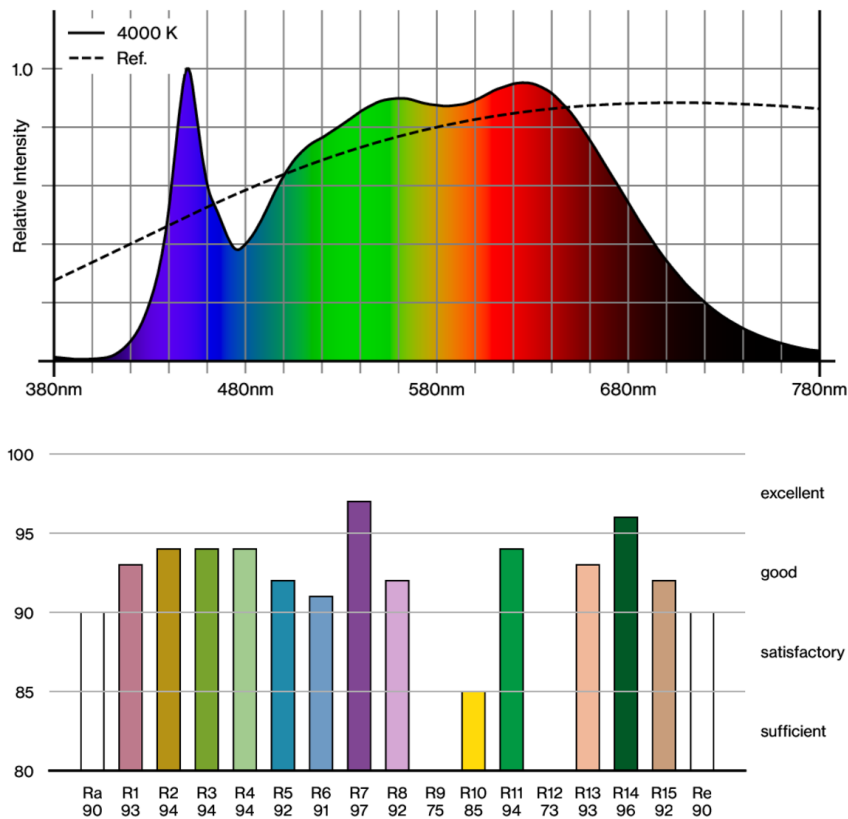
## Electrical accessories

### CANOPY

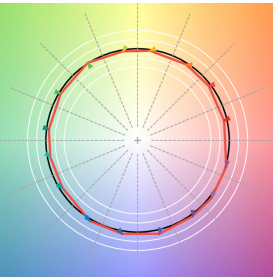
COLOUR	L-W-H (MM)	ARTICLE NUMBER(S)
traffic white	90-90-22	005-2212317
jet black	90-90-22	005-2212318
pure white	90-90-22	005-2212417
jet black	90-90-22	005-2212418



## Colour rendering



## TM30 colour vector graphic



The black line represents the black body reference. The red line indicates the results of the test light source. The deviation from the test light source to the reference is shown and is marked by arrows. The shorter the arrows, the higher the color rendering.

