

FRAME 60 high lumen

trim system

007-93M9137 006-16302H 035-03037



Project / Type

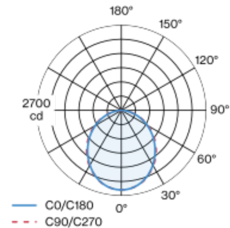
Notes

Count / Date



Luminaire housing made of extruded aluminium profile; recessed light with wrap around edge; for continuous lighting systems; suitable for ceiling thickness of 8-25 mm; surface traffic white powder coated; luminaire profile for mounting available in advance; remaining lamp components mounted without tools; LED light inset consisting of highly reflective lacquered aluminium for improved thermal management; light colour 4000 K; binning initial MacAdam ≤ 3 SDCM; CRI ≥ 90 ; min. 90% of luminous flux after 50000 operating hours; energy efficient LEDs with high CRI; HPO (High Performance Opal) cover for uniform illumination; degree of protection IP20; PC1; 220-240 V; internal wiring in light halogen free; incl. DALI-2 converter; accessories are listed separately; light source replaceable by an authorized professional; control gear replaceable by an authorized professional;

Light distribution



Product drawing



General

Ceiling | Recessed

traffic white | RAL 9016

IP20

6640 lm

2210 lm/m

LED

4000 K

CRI ≥ 90

L90 / 50000 h

initial MacAdam ≤ 3 SDCM

R_g: 99 | R_f: 92 | R_{i(1-15)}: 90

MR 0.81 | MDER 0.74

Optical

High Performance Opal | opal (lambertsch)

PstLM ≤ 1.0 ¹ | SVM ≤ 0.4 ¹

Electrical

DALI-2 | 1 DALI Addr.

PC1 | 220-240 V

system 58 W

system 114 lm/W ²

19 W/m

Physical

trim

length 3000 mm | width 77 mm | height 78 mm

7.3 kg

Cutout

length 3016 mm | width 66 mm

min. ceiling thickness 8 mm | max. ceiling thickness 25 mm

recessed depth 108 mm

¹ Value of containing product at full load (undimmed)
² incl. consideration of optical losses, internal control unit losses & operating device efficiency

Installation instructions



Lighting calculator



FRAME 60 high lumen

trim system

007-93M9137 006-16302H 035-03037



Project / Type _____

Notes _____

Count / Date _____

Maintenance Factors

Operating Time [h]	10 000	20 000	30 000	40 000	50 000
LLMF	0.98	0.96	0.94	0.92	0.9
LSF	1	1	1	1	1
MF	LMF × RSMF × LLMF × LSF		RSMF ^a Room Surface Maintenance Factor		
MF	Maintenance Factor		LLMF Lamp Lumens Maintenance Factor		
LMF ^a	Luminaire Maintenance Factor		LSF Lamp Survival Factor		

^a According to "CIE 97, Maintenance of indoor electric lighting systems", 2005, ISBN 3-900-734-34-8. The values must be determined by the planner.


Circuit Breaker Types

Automatic Circuit Breaker Type	Number of Fixtures
B10	7
B13	10
B16	12
B20	14
C10	10
C13	20
C16	24
C20	28

Components

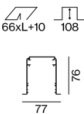

LIGHT OPTIC COVER

TYPE	ARTICLE NUMBER(S)
opal high performance	006-16302H



INSTALLATION CHANNEL


COLOUR	L-W-H (MM)	ARTICLE NUMBER(S)
traffic white	3000-77-76	035-03037



Mounting accessories

END CAPS trimless

TYPE	COLOUR	ARTICLE NUMBER(S)
1 pair	traffic white	035-13137
1 pair	white aluminium	035-1313G



FRAME 60 high lumen

trim system

007-93M9137 006-16302H 035-03037



Project / Type

Notes

Count / Date

Mounting accessories

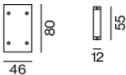
LINEAR CONNECTOR

TYPE	ARTICLE NUMBER(S)
1 piece	005-40046
10 pieces	005-40046.10



OPAL COVER LINEAR CONNECTOR

ARTICLE NUMBER(S)
006-14000



Mounting accessories

MOUNTING BRACKET recessed trim

TYPE	ARTICLE NUMBER(S)
1 piece	035-10200
25 pieces	035-10200.25



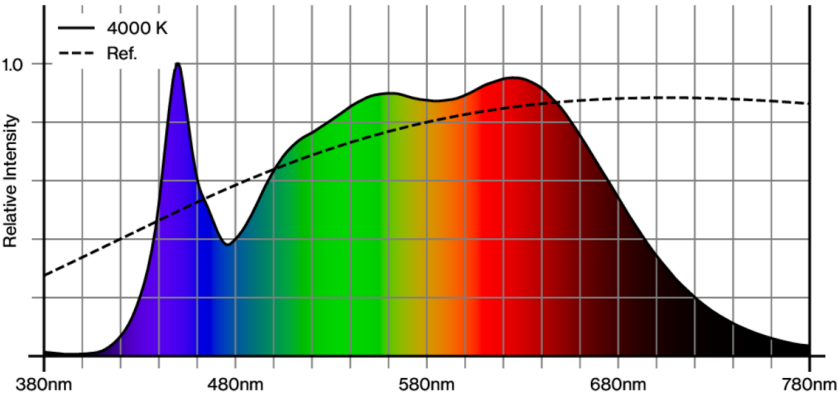
Electrical accessories

THROUGH WIRE

TYPE	ARTICLE NUMBER(S)
10 pieces	004-90003
10 pieces	004-90005



Colour rendering



[007-93M9137 006-16302H 035-03037] The technical data represent rated values for an ambient temperature of 25°C. The data values for the luminous flux are initially subject to a tolerance of +/- 10%, those for the electrical connected load are initially subject to a tolerance of +/- 10%, and those for the colour temperature are initially subject to a tolerance of +/- 150 K. No liability is assumed for typographical or printing errors. The general terms and conditions of XAL GmbH apply.
© XAL GmbH · Auer-Welsbach-Gasse 36 · 8055 Graz · Austria · www.xal.com

FRAME 60 high lumen

trim system

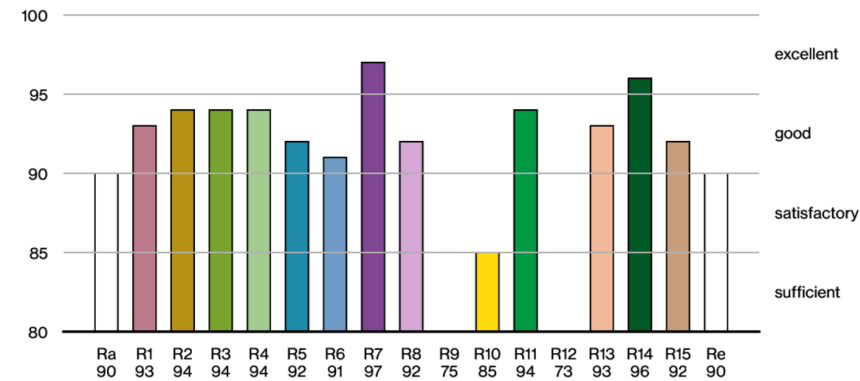
007-93M9137 006-16302H 035-03037



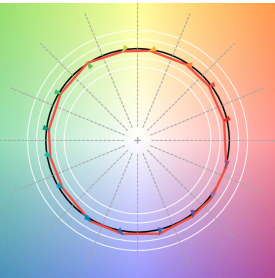
Project / Type

Notes

Count / Date



TM30 colour vector graphic



The black line represents the black body reference. The red line indicates the results of the test light source. The deviation from the test light source to the reference is shown and is marked by arrows. The shorter the arrows, the higher the color rendering.

