

# MINO 60 direct / indirect high lumen ceiling /


suspended system  
046-502353XH



Project / Type

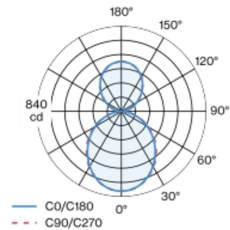
Notes

Count / Date



Luminaire housing made of extruded aluminium profile; angular design; for continuous lighting systems; light tight final end caps made of aluminium (available as an accessory); no visible screws; surface special colours powder coated; for suspended mounting (1500 mm cable suspension as an accessory); with integrated toolless suspension height adjustment on the luminaire; spring clip attachment to the luminaire; freely positionable; LED light inset consisting of highly reflective lacquered aluminium for improved thermal management; light colour 3000 K; binning initial MacAdam  $\leq 3$  SDCM; CRI  $\geq 80$ ; min. 90% of luminous flux after 50000 operating hours; energy efficient LEDs with high CRI; HPO (High Performance Opal) cover for uniform illumination; direct/indirect illumination characteristic; indirect light component with integrated PC boards for maximum, homogeneous ceiling illumination; degree of protection IP20; PC1; 220-240 V; internal wiring in light halogen free; incl. DALI-2 converter; accessories are listed separately; light source replaceable by an authorized professional; control gear replaceable by an authorized professional;

## Light distribution



## Product drawing



## General

Ceiling | Suspended

special colours

IP20

indirect 1270 lm | direct 2070 lm

total 3340 lm

3830 lm/m

## LED

3000 K

CRI  $\geq 80$

L90 / 50000 h

initial MacAdam  $\leq 3$  SDCM

MR 0.56 | MDER 0.51

## Optical

High Performance Opal | opal (lambertsch)

PstLM  $\leq 1.0$  <sup>1</sup> | SVM  $\leq 0.4$  <sup>1</sup>

## Electrical

DALI-2 | 1 DALI Addr.

PC1 | 220-240 V

system 26.2 W

system 127 lm/W <sup>2</sup>

30 W/m

## Physical

length 872 mm | width 60 mm | height 80 mm

2.4 kg

<sup>1</sup> Value of containing product at full load (undimmed)  
<sup>2</sup> incl. consideration of optical losses, internal control unit losses & operating device efficiency

## Installation instructions



## Lighting calculator



# MINO 60 direct / indirect high lumen ceiling /

suspended system

046-502353XH



Project / Type

Notes

Count / Date

## Maintenance Factors

Operating Time [h]	10 000	20 000	30 000	40 000	50 000
LLMF	0.98	0.96	0.94	0.92	0.9
LSF	1	1	1	1	1
MF	LMF × RSMF × LLMF × LSF		RSMF <sup>a</sup> Room Surface Maintenance Factor		
MF	Maintenance Factor		LLMF Lamp Lumens Maintenance Factor		
LMF <sup>a</sup>	Luminaire Maintenance Factor		LSF Lamp Survival Factor		

<sup>a</sup> According to "CIE 97, Maintenance of indoor electric lighting systems", 2005, ISBN 3-900-734-34-8. The values must be determined by the planner.

## Circuit Breaker Types

Automatic Circuit Breaker Type	Number of Fixtures
B10	18
B13	23
B16	28
B20	35
C10	30
C13	38
C16	46
C20	58

## Mounting accessories

### END CAPS

TYPE	COLOUR	L·W·H (MM)	ARTICLE NUMBER(S)
1 pair	traffic white	60·40·4	046-5010017
1 pair	jet black	60·40·4	046-5010018
1 pair	white aluminium	60·40·4	046-501001G
1 pair	special colours	60·40·4	046-501001X



## Mounting accessories

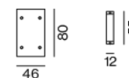
### LINEAR CONNECTOR

TYPE	ARTICLE NUMBER(S)
1 piece	005-40046
10 pieces	005-40046.10



### OPAL COVER LINEAR CONNECTOR

ARTICLE NUMBER(S)
006-14000



# MINO 60 direct / indirect high lumen ceiling /

suspended system  
046-502353XH



Project / Type

Notes

Count / Date

## Mounting accessories

### CABLE SUSPENSION

ARTICLE NUMBER(S)
005-2122110



### CABLE RAIL

Ø (MM)	ARTICLE NUMBER(S)
1200	005-2491110



## Electrical accessories

### THROUGH WIRE

TYPE	ARTICLE NUMBER(S)
10 pieces	004-90003
10 pieces	004-90005



## Electrical accessories

### CANOPY

COLOUR	L-W-H (MM)	ARTICLE NUMBER(S)
traffic white	90-90-22	005-2212317
jet black	90-90-22	005-2212318
pure white	90-90-22	005-2212417
jet black	90-90-22	005-2212418

