

MINO 60 direct / indirect high lumen ceiling /

suspended system


046-502563XZ



Project / Type

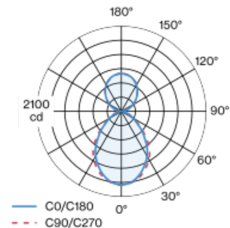
Notes

Count / Date



Luminaire housing made of extruded aluminium profile; angular design; for continuous lighting systems; light tight final end caps made of aluminium (available as an accessory); no visible screws; surface special colours powder coated; for suspended mounting (1500 mm cable suspension as an accessory); with integrated toolless suspension height adjustment on the luminaire; spring clip attachment to the luminaire; freely positionable; LED light inset consisting of highly reflective lacquered aluminium for improved thermal management; light colour 4000 K; binning initial MacAdam ≤ 3 SDCM; CRI ≥ 80 ; min. 90% of luminous flux after 50000 operating hours; energy efficient LEDs with high CRI; micro prismatic PMMA diffuser incl. diffuser film for homogeneous illumination and reduced luminance; UGR ≤ 19 ; direct/indirect illumination characteristic; indirect light component with integrated PC boards for maximum, homogeneous ceiling illumination; degree of protection IP20; PC1; 220-240 V; internal wiring in light halogen free; incl. DALI-2 converter; accessories are listed separately; light source replaceable by an authorized professional; control gear replaceable by an authorized professional;

Light distribution



Product drawing



General

Ceiling | Suspended

special colours

IP20

indirect 2400 lm | direct 3420 lm

total 5820 lm

3980 lm/m

LED

4000 K

CRI ≥ 80

L90 / 50000 h

initial MacAdam ≤ 3 SDCM

MR 0.72 | MDER 0.65

Optical

Microprismatic | microprismatic

UGR ≤ 19

PstLM ≤ 1.0 ¹ | SVM ≤ 0.4 ¹

Electrical

DALI-2 | 1 DALI Addr.

PC1 | 220-240 V

system 43 W

system 135 lm/W²

29 W/m

Physical

length 1464 mm | width 60 mm | height 80 mm

3.8 kg

¹ Value of containing product at full load (undimmed)
² incl. consideration of optical losses, internal control unit losses & operating device efficiency

Installation instructions



Lighting calculator



MINO 60 direct / indirect high lumen ceiling /

suspended system

046-502563XZ



Project / Type

Notes

Count / Date

Maintenance Factors

Operating Time [h]	10 000	20 000	30 000	40 000	50 000
LLMF	0.98	0.96	0.94	0.92	0.9
LSF	1	1	1	1	1
MF	LMF × RSMF × LLMF × LSF		RSMF ^a	Room Surface Maintenance Factor	
MF	Maintenance Factor		LLMF	Lamp Lumens Maintenance Factor	
LMF ^a	Luminaire Maintenance Factor		LSF	Lamp Survival Factor	

^a According to "CIE 97, Maintenance of indoor electric lighting systems", 2005, ISBN 3-900-734-34-8. The values must be determined by the planner.

Circuit Breaker Types

Automatic Circuit Breaker Type	Number of Fixtures
B10	7
B13	10
B16	12
B20	14
C10	10
C13	20
C16	24
C20	28

Mounting accessories

END CAPS

TYPE	COLOUR	L·W·H (MM)	ARTICLE NUMBER(S)
1 pair	traffic white	60·40·4	046-5010017
1 pair	jet black	60·40·4	046-5010018
1 pair	white aluminium	60·40·4	046-501001G
1 pair	special colours	60·40·4	046-501001X



Mounting accessories

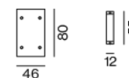
LINEAR CONNECTOR

TYPE	ARTICLE NUMBER(S)
1 piece	005-40046
10 pieces	005-40046.10



OPAL COVER LINEAR CONNECTOR

ARTICLE NUMBER(S)
006-14000



MINO 60 direct / indirect high lumen ceiling /

suspended system
046-502563XZ



Project / Type

Notes

Count / Date

Mounting accessories

CABLE SUSPENSION

ARTICLE NUMBER(S)
005-2122110



CABLE RAIL

Ø (MM)	ARTICLE NUMBER(S)
1200	005-2491110



Electrical accessories

THROUGH WIRE

TYPE	ARTICLE NUMBER(S)
10 pieces	004-90003
10 pieces	004-90005



Electrical accessories

CANOPY

COLOUR	L-W-H (MM)	ARTICLE NUMBER(S)
traffic white	90-90-22	005-2212317
jet black	90-90-22	005-2212318
pure white	90-90-22	005-2212417
jet black	90-90-22	005-2212418

