

MINO 60 direct / indirect high lumen ceiling /


suspended system
046-5028518H



Project / Type

Notes

Count / Date



Luminaire housing made of extruded aluminium profile; angular design; for continuous lighting systems; light tight final end caps made of aluminium (available as an accessory); no visible screws; surface jet black powder coated; for suspended mounting (1500 mm cable suspension as an accessory); with integrated toolless suspension height adjustment on the luminaire; spring clip attachment to the luminaire; freely positionable; LED light inset consisting of highly reflective lacquered aluminium for improved thermal management; light colour 3000 K; binning initial MacAdam ≤ 3 SDCM; CRI ≥ 80 ; min. 90% of luminous flux after 50000 operating hours; energy efficient LEDs with high CRI; HPO (High Performance Opal) cover for uniform illumination; direct/indirect illumination characteristic; indirect light component with integrated PC boards for maximum, homogeneous ceiling illumination; degree of protection IP20; PC1; 220-240 V; internal wiring in light halogen free; incl. converter, non dimmable; accessories are listed separately; light source replaceable by an authorized professional; control gear replaceable by an authorized professional;



General

Ceiling | Suspended

jet black | RAL 9005

IP20

indirect 5240 lm | direct 4430 lm

total 9670 lm

4120 lm/m

LED

3000 K

CRI ≥ 80

L90 / 50000 h

initial MacAdam ≤ 3 SDCM

MR 0.56 | MDER 0.51

Optical

High Performance Opal | opal (lambertsch)

Electrical

non DIM

PC1 | 220-240 V

system 70 W

system 138 lm/W ¹

30 W/m

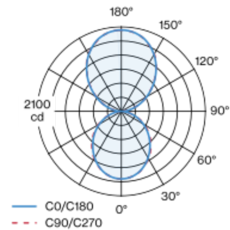
Physical

length 2344 mm | width 60 mm | height 80 mm

5.9 kg

¹ incl. consideration of optical losses, internal control unit losses & operating device efficiency

Light distribution



Product drawing



Installation instructions



Lighting calculator



MINO 60 direct / indirect high lumen ceiling /

suspended system
046-5028518H



Project / Type _____

Notes _____

Count / Date _____

Maintenance Factors

| Operating Time [h] | 10 000 | 20 000 | 30 000 | 40 000 | 50 000 |
|--------------------|------------------------------|--------|-------------------|---------------------------------|--------|
| LLMF | 0.98 | 0.96 | 0.94 | 0.92 | 0.9 |
| LSF | 1 | 1 | 1 | 1 | 1 |
| MF | LMF × RSMF × LLMF × LSF | | RSMF ^a | Room Surface Maintenance Factor | |
| MF | Maintenance Factor | | LLMF | Lamp Lumens Maintenance Factor | |
| LMF ^a | Luminaire Maintenance Factor | | LSF | Lamp Survival Factor | |

^a According to "CIE 97, Maintenance of indoor electric lighting systems", 2005, ISBN 3-900-734-34-8. The values must be determined by the planner.

Circuit Breaker Types

| Automatic Circuit Breaker Type | Number of Fixtures |
|--------------------------------|--------------------|
| B10 | 15 |
| B13 | 19 |
| B16 | 24 |
| B20 | 30 |
| C10 | 25 |
| C13 | 32 |
| C16 | 40 |
| C20 | 49 |

Mounting accessories

END CAPS

| TYPE | COLOUR | L·W·H (MM) | ARTICLE NUMBER(S) |
|--------|-----------------|------------|-------------------|
| 1 pair | traffic white | 60·40·4 | 046-5010017 |
| 1 pair | jet black | 60·40·4 | 046-5010018 |
| 1 pair | white aluminium | 60·40·4 | 046-501001G |
| 1 pair | special colours | 60·40·4 | 046-501001X |



Mounting accessories

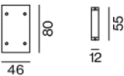
LINEAR CONNECTOR

| TYPE | ARTICLE NUMBER(S) |
|-----------|-------------------|
| 1 piece | 005-40046 |
| 10 pieces | 005-40046.10 |



OPAL COVER LINEAR CONNECTOR

| ARTICLE NUMBER(S) |
|-------------------|
| 006-14000 |



MINO 60 direct / indirect high lumen ceiling /

suspended system
046-5028518H



Project / Type

Notes

Count / Date

Mounting accessories

CABLE SUSPENSION

| ARTICLE NUMBER(S) |
|-------------------|
| 005-2122110 |



CABLE RAIL

| Ø (MM) | ARTICLE NUMBER(S) |
|--------|-------------------|
| 1200 | 005-2491110 |



Electrical accessories

THROUGH WIRE

| TYPE | ARTICLE NUMBER(S) |
|-----------|-------------------|
| 10 pieces | 004-90003 |
| 10 pieces | 004-90005 |



Electrical accessories

CANOPY

| COLOUR | L-W-H (MM) | ARTICLE NUMBER(S) |
|---------------|------------|-------------------|
| traffic white | 90-90-22 | 005-2212317 |
| jet black | 90-90-22 | 005-2212318 |
| pure white | 90-90-22 | 005-2212417 |
| jet black | 90-90-22 | 005-2212418 |

