

# TUBIN 60 suspended


058-5215538C



Project / Type

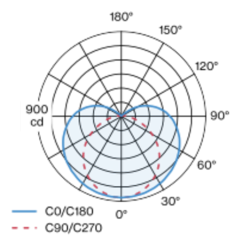
Notes

Count / Date

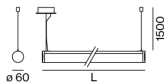


Carrier profile made of extruded aluminium profile; light-tight end caps in aluminium; converter integrated into luminaire housing; surface black powder coated; suspended luminaire with 1500mm cable suspension; with integrated toolless suspension height adjustment on the luminaire; freely positioned attachment to the luminaire; incl. feed (black); canopy for through wiring; light control via high quality lens system for maximum, homogeneous illumination; light colour 3000 K; binning initial MacAdam  $\leq 3$  SDCM; CRI  $\geq 80$ ; min. 90% of luminous flux after 50000 operating hours; energy efficient LEDs with high CRI; clear, cylindrical cover with linear prismatic optic; with gentle ceiling illumination; degree of protection IP20; PC1; 220-240 V; incl. DALI-2 converter; light source replaceable by an authorized professional; control gear replaceable by an authorized professional;

## Light distribution



## Product drawing



### General

Ceiling | Suspended

black | RAL 9005 <sup>1</sup>

IP20

4220 lm

2870 lm/m

### LED

3000 K

CRI  $\geq 80$

L90 / 50000 h

initial MacAdam  $\leq 3$  SDCM

MR 0.56 | MDER 0.51

### Optical

Clear Cover | opal (lambertsch)

PstLM  $\leq 1.0$  <sup>2</sup> | SVM  $\leq 0.4$  <sup>2</sup>

### Electrical

DALI-2

PC1 | 220-240 V

system 34 W

system 124 lm/W <sup>3</sup>

23 W/m

### Physical

length 1500 mm | width 60 mm | height 60 mm

1.81 kg

<sup>1</sup> RAL code <sup>2</sup> Value of containing product at full load (undimmed)  
<sup>3</sup> incl. consideration of optical losses, internal control unit losses & operating device efficiency

## Installation instructions



## Lighting calculator

