

ARY cable suspended 3 lamps


MOVE IT PRO
086-73202387F



Project / Type

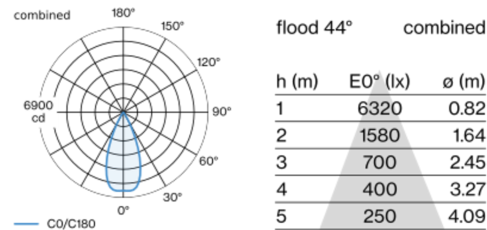
Notes

Count / Date

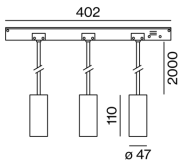


Decorative pendant light inset made of aluminium; 3 lamps; cylindrical spotlight heads; surface black powder coated; light inset, incl. high power adapter + converter can be installed flexibly and without tools; power supplied via MOVE IT PRO system track profile; pendant fitting with 2000mm suspension, incl. feed (black), can be individually shortened; shades available as accessory in RAL colours velvet beige, madeira brown, kingfisher grey, woodpecker olive, signal white or signal black; accessories are listed separately; passive cooling of the LEDs through improved heat sink geometry; with COB (Chip on Board) technology for maximum efficiency; no appearance of multiple shadows; light colour 3500 K; binning initial MacAdam ≤ 3 SDCM; CRI ≥ 90 ; min. 80% of luminous flux after 50000 operating hours; energy efficient LEDs with high CRI; good glare control through recessed light point level; incl. high quality lens system; precise radiation characteristic with 44° beam; degree of protection IP20; PC2; 220-240 V; DALI single control; flicker-free visual comfort through analogue current control (minimum value 1%); light source replaceable by an authorized professional; control gear replaceable by an authorized professional;

Light distribution



Product drawing



General

Ceiling | Track Suspended

black | RAL 9005 ¹

Converter Traffic White

IP20

3410 lm

LED

3500 K

CRI ≥ 90

L80 / 50000 h

initial MacAdam ≤ 3 SDCM

R_g: 97 | R_f: 89 | R_{f1-15}: 87

MR 0.71 | MDER 0.64

Optical

flood | beam angle 44°

PstLM $\leq 1.0^2$ ³ ⁴ ⁵ ⁶ | SVM $\leq 0.4^2$ ³ ⁴ ⁵ ⁶

Electrical

DALI-2 | 1 DALI Addr.

PC2 | 220-240 V

system 41 W

system 83 lm/W ⁷

Physical

cable 2000 mm

diameter 47 mm | height 110 mm

adapter 402 mm

¹ RAL code ² combined ³ wallwasher lens BO 45 007-1965780
⁴ soft lens BO 45 007-1965980 ⁵ oval lens BO 45 007-1965880
⁶ Value of containing product at full load (undimmed)
⁷ incl. consideration of optical losses, internal control unit losses & operating device efficiency

Installation instructions



Lighting calculator

