

# ARY cable suspended 3 lamps


MOVE IT PRO  
086-73202388M



Project / Type

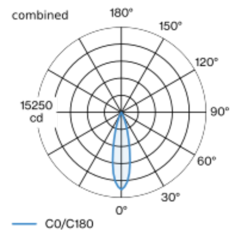
Notes

Count / Date



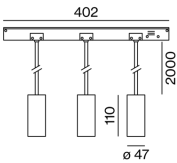
Decorative pendant light inset made of aluminium; 3 lamps; cylindrical spotlight heads; surface black powder coated; light inset, incl. high power adapter + converter can be installed flexibly and without tools; power supplied via MOVE IT PRO system track profile; pendant fitting with 2000mm suspension, incl. feed (black), can be individually shortened; shades available as accessory in RAL colours velvet beige, madeira brown, kingfisher grey, woodpecker olive, signal white or signal black; accessories are listed separately; passive cooling of the LEDs through improved heat sink geometry; with COB (Chip on Board) technology for maximum efficiency; no appearance of multiple shadows; light colour 3500 K; binning initial MacAdam  $\leq 3$  SDCM; CRI  $\geq 90$ ; min. 80% of luminous flux after 50000 operating hours; energy efficient LEDs with high CRI; good glare control through recessed light point level; incl. high quality lens system; precise radiation characteristic with 25° beam; degree of protection IP20; PC2; 220-240 V; DALI single control; flicker-free visual comfort through analogue current control (minimum value 1%); light source replaceable by an authorized professional; control gear replaceable by an authorized professional;

## Light distribution



h (m)	E0° (lx)	ø (m)
1	13800	0.44
2	3400	0.89
3	1500	1.33
4	900	1.78
5	600	2.22

## Product drawing



## General

Ceiling | Track Suspended

black | RAL 9005 <sup>1</sup>

Converter Jet Black

IP20

3190 lm

## LED

3500 K

CRI  $\geq 90$

L80 / 50000 h

initial MacAdam  $\leq 3$  SDCM

R<sub>g</sub>: 97 | R<sub>f</sub>: 89 | R<sub>f(1-15)</sub>: 87

MR 0.71 | MDER 0.64

## Optical

medium | beam angle 25°

PstLM  $\leq 1.0^2$  <sup>3</sup> | SVM  $\leq 0.4^2$  <sup>3</sup>

## Electrical

DALI-2 | 1 DALI Addr.

PC2 | 220-240 V

system 41 W

system 78 lm/W <sup>4</sup>

## Physical

cable 2000 mm

diameter 47 mm | height 110 mm

adapter 402 mm

<sup>1</sup> RAL code <sup>2</sup> combined  
<sup>3</sup> Value of containing product at full load (undimmed)  
<sup>4</sup> incl. consideration of optical losses, internal control unit losses & operating device efficiency

## Installation instructions



# ARY cable suspended 3 lamps

MOVE IT PRO  
086-73202388M



Project / Type

Notes

Count / Date

## Maintenance Factors

Operating Time [h]	10 000	20 000	30 000	40 000	50 000
LLMF	0.97	0.93	0.9	0.86	0.82
LSF	1	1	1	1	1
MF	LMF × RSMF × LLMF × LSF		RSMF <sup>a</sup> Room Surface Maintenance Factor		
MF	Maintenance Factor		LLMF Lamp Lumens Maintenance Factor		
LMF <sup>a</sup>	Luminaire Maintenance Factor		LSF Lamp Survival Factor		

<sup>a</sup> According to "CIE 97, Maintenance of indoor electric lighting systems", 2005, ISBN 3-900-734-34-8. The values must be determined by the planner.

## Circuit Breaker Types

Automatic Circuit Breaker Type	Number of Fixtures
B10	17
B13	22
B16	28
C10	22
C13	27
C16	35

## Mounting accessories

### RING CEILING MOUNTED

COLOUR	Ø (MM)	ARTICLE NUMBER(S)
traffic white	50	050-0510217
jet black	50	050-0510218

### HOOK

COLOUR	Ø (MM)	ARTICLE NUMBER(S)
traffic white	18	050-0510317
jet black	18	050-0510318

