

ARY cable suspended 3 lamps

MOVE IT PRO
086-73209377F



Project / Type

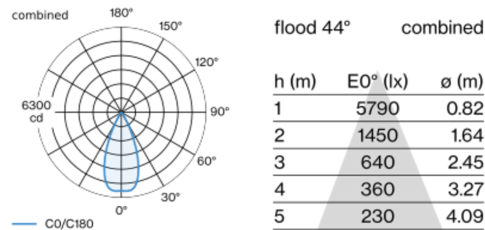
Notes

Count / Date

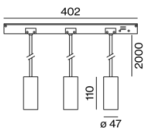


Decorative pendant light inset made of aluminium; 3 lamps; cylindrical spotlight heads; surface traffic white powder coated; light inset, incl. high power adapter + converter can be installed flexibly and without tools; power supplied via MOVE IT PRO system track profile; pendant fitting with 2000mm suspension, incl. feed (traffic white), can be individually shortened; shades available as accessory in RAL colours velvet beige, madeira brown, kingfisher grey, woodpecker olive, signal white or signal black; accessories are listed separately; passive cooling of the LEDs through improved heat sink geometry; with COB (Chip on Board) technology for maximum efficiency; no appearance of multiple shadows; light colour 2700 K; binning initial MacAdam ≤ 3 SDCM; CRI ≥ 90 ; min. 80% of luminous flux after 50000 operating hours; energy efficient LEDs with high CRI; good glare control through recessed light point level; incl. high quality lens system; precise radiation characteristic with 44° beam; degree of protection IP20; PC2; 220-240 V; DALI single control; flicker-free visual comfort through analogue current control (minimum value 1%); light source replaceable by an authorized professional; control gear replaceable by an authorized professional;

Light distribution



Product drawing



General

Ceiling | Track Suspended

traffic white | RAL 9016

Converter Traffic White

IP20

3120 lm

LED

2700 K

CRI ≥ 90

L80 / 50000 h

initial MacAdam ≤ 3 SDCM

R_g: 96 | R_r: 90 | R_{t(1-5)}: 88

MR 0.55 | MDER 0.5

Optical

flood | beam angle 44°

PstLM ≤ 1.0 ^{1 2 3 4 5} | SVM ≤ 0.4 ^{1 2 3 4 5}

Electrical

DALI-2 | 1 DALI Addr.

PC2 | 220-240 V

system 41 W

system 76 lm/W⁶

Physical

cable 2000 mm

diameter 47 mm | height 110 mm

adapter 402 mm

¹ combined ² oval lens BO 45 007-1965880

³ wallwasher lens BO 45 007-1965780

⁴ soft lens BO 45 007-1965980

⁵ Value of containing product at full load (undimmed)

⁶ incl. consideration of optical losses, internal control unit losses & operating device efficiency

Installation instructions



Lighting calculator



ARY cable suspended 3 lamps

MOVE IT PRO
086-73209377F



Project / Type

Notes

Count / Date

Maintenance Factors

Operating Time [h]	10 000	20 000	30 000	40 000	50 000
LLMF	0.97	0.93	0.9	0.86	0.82
LSF	1	1	1	1	1

MF

LMF

LMF^a

LMF × RSMF × LLMF × LSF

Maintenance Factor

Luminaire Maintenance Factor

RSMF^a

LLMF

LSF

Room Surface Maintenance Factor

Lamp Lumens Maintenance Factor

Lamp Survival Factor

^a According to "CIE 97, Maintenance of indoor electric lighting systems", 2005, ISBN 3-900-734-34-8. The values must be determined by the planner.

Circuit Breaker Types

Automatic Circuit Breaker Type	Number of Fixtures
B10	17
B13	22
B16	28
C10	22
C13	27
C16	35

Mounting accessories

RING ceiling mounted

COLOUR	Ø (MM)	ARTICLE NUMBER(S)
traffic white	50	050-0510217
jet black	50	050-0510218

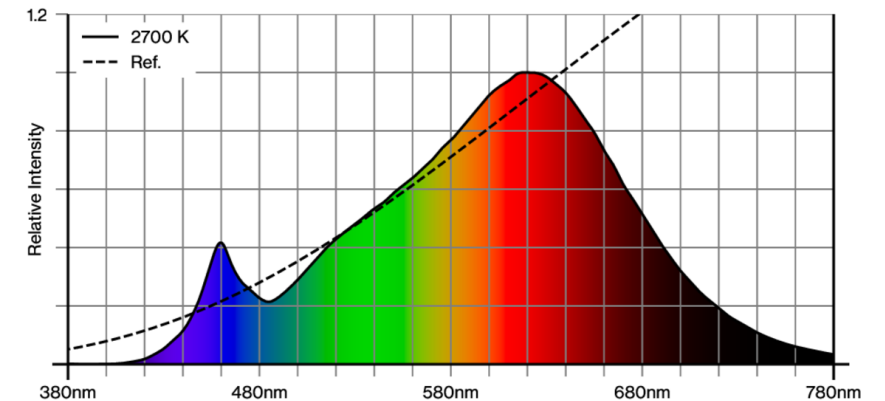


HOOK ceiling mounted

COLOUR	Ø (MM)	ARTICLE NUMBER(S)
traffic white	18	050-0510317
jet black	18	050-0510318



Colour rendering



ARY cable suspended 3 lamps

MOVE IT PRO
086-73209377F

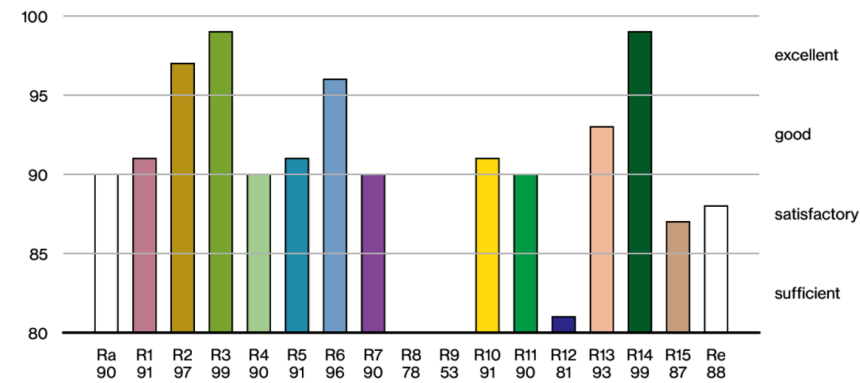


Project / Type

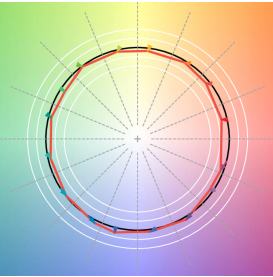
Notes

Count / Date

CRI/R_a ≥ 91 R_e ≥ 88 (2700 K)



TM30 colour vector graphic



The black line represents the black body reference. The red line indicates the results of the test light source. The deviation from the test light source to the reference is shown and is marked by arrows. The shorter the arrows, the higher the color rendering.

